

LIST OF PARTS



MACHINES
Nos. 58-1 to 58-5, 58-9,
58-11, 58-12 and 58-15

THE SINGER MANUFACTURING COMPANY

COPYRIGHT, U. S. A.,
1915, 1916, 1917, 1922, 1925, 1926 and 1928,
BY THE SINGER MANUFACTURING COMPANY
ALL RIGHTS RESERVED FOR ALL COUNTRIES

INDEX

	PAGE
ACCESSORIES.....	75
BOBBIN WINDER (SWINGING AUTOMATIC, LEFT HAND).....	75
“ “ “ “ (RIGHT HAND).....	76
FOOT LIFTER AND STARTING TREADLE PARTS.....	77
MACHINE NO. 58-1.....	7
“ “ 58-2.....	15
“ “ 58-3.....	16
“ “ 58-4.....	24
“ “ 58-5.....	31
“ “ 58-9.....	32
“ “ 58-11.....	40
“ “ 58-12.....	52
“ “ 58-15.....	63
NUMERICAL LIST OF PARTS.....	87
OBSOLETE PARTS.....	80
STAND NO. 25291.....	78
“ “ 25297.....	79
STARTING LEVER ROCK SHAFT.....	79
TABLE BELT GUIDE PARTS.....	78
THREAD CUTTER.....	75
“ UNWINDER.....	80

INSTRUCTIONS FOR ORDERING

In ordering from this list, use **ONLY** the part **NUMBER** in the **FIRST** column.

The number stamped on a Sewing Machine part is in every case the number of the single part only.

Every combination of parts sent out as such has its specific number, which, although not stamped on the parts, must be used when ordering the combination.

Each number always indicates the **SAME PART** in whatever list it appears, or for whatever machine.

The letters after some of the numbers indicate the style of finish only, as follows:

- A—Hardened, Polished, Nickel Plated and Buffed
- B—Polished, Nickel Plated and Buffed
- C—Hardened Only
- D—Polished Only
- E—Soft, Not Polished
- F—Hardened and Polished
- H—Blued
- J—Nickel Plated Only
- K—Hardened and Nickel Plated
- L—Brass Plated
- M—Oxidized
- P—Japanned
- R—Merlized
- T—Copper Plated
- T. A.—Hardened, Polished, Copper and Nickel Plated
and Buffed
- T. B.—Copper and Nickel Plated and Polished
- T. J.—Copper and Nickel Plated Only
- T. K.—Hardened, Copper and Nickel Plated
- T. M.—Copper Plated and Oxidized
- T. L.—Copper and Brass Plated
- U—Zinc Plated
- V—Silver Plated
- W—Polished and Nickel Plated
- Z—Chromium Plated

These letters **MUST BE USED** when they appear in the list; and **AFTER** the number **as** in the list.

In this series:

- 1 to 1500 and 50001 to 51500 are Screw Numbers.
- 1501 to 1800 and 51501 to 51800 are Nut Numbers.
- 1801 to 2000 and 51801 to 52000 are Roller Numbers.
- 2001 to 50000 and 52001 and upward are numbers of
Machine Parts.

The figures in the second column refer only to the plates, illustrating the parts, and are **NOT TO BE USED** in ordering.

Parts marked with an asterisk (*) are furnished only when repairs are made at the factory.

LIST OF PARTS COMPLETE
FOR
MACHINE No. 58-1

FOR LARGE BUTTONS. MAKES TWELVE STITCHES IN BUT-
 TON SHANK AND FIFTEEN STITCHES BETWEEN BUTTONS.
 GREATEST DISTANCE BETWEEN BUTTONS, 2¼ INCHES.
 FOR LEGGINGS.

(OBSOLETE)

NO.	PLATE	NAME
*21501	—	Arm and Cylinder with 21503.....
21633	1416	“ Shaft.....
*21503	—	“ “ Bushing (front).....
21634	1419	“ “ Flanged Bushing (back).....
437C	1415	“ “ “ “ “ Adjust- ing Screw.....
1517E	1415	Arm Shaft Flanged Bushing (back) Ad- justing Screw Nut.....
448C	1407	Arm Shaft Flanged Bushing (back) Set Screw.....
1069D	1415	Arm Shaft Screw.....
21591	—	Button Carrier.....
21504	1406	“ “ 21591 with 171F and 21592
21505	1401	“ “ Bar.....
21506	1405	“ “ “ Collar with 457C.....
457C	1405	“ “ “ “ Set Screw.....
21507	1402	“ “ “ Connecting Rod.....
21508	—	“ “ “ “ “ 21507 with 14026 and 21510.....
21509	1406	Button Carrier Bar Connecting Rod Ad- justing Collar with 207K.....
207K	1405	Button Carrier Bar Connecting Rod Ad- justing Collar Set Screw.....
3100	1401	Button Carrier Bar Connecting Rod Spring
21509	1406	“ “ “ “ “ “
207K	1405	Collar with 207K.....
207K	1405	Button Carrier Bar Connecting Rod Spring Collar Set Screw.....
21510	1406	Button Carrier Bar Connection.....
646F	1406	“ “ “ “ Hinge Screw
21511	1406	“ “ “ “ Joint with 157D.....
157D	1406	Button Carrier Bar Connection Joint Clamping Screw.....

NO.	PLATE	NAME
2049	1407	Button Carrier Bar Connection Joint Pin
14026	1406	" " " " Pin.....
21512	1406	" " Holder with 209F.....
2049	1407	" " " Pin.....
209F	1406	" " " Set Screw.....
172F	1406	" " Screw.....
21513	1402	" Feed Lever.....
802C	1414	" " " Hinge Screw.....
1887	—	" " " Roller and Screw Stud
1906	1415	" " " " " " " "
		1887 with 1520E and 14017.....
1520E	1414	Button Feed Lever Roller and Screw Stud Nut.....
14017	1413	Button Feed Lever Roller and Screw Stud Nut Washer.....
21592	1406	Button Gauge.....
171F	1406	" " Set Screw.....
21514	1405	" Guide.....
21515	1405	" " Block.....
21516	1405	" " " Dowel Pin.....
141F	1405	" " " Screw.....
207F	1405	" " Screw.....
21517	1413	" " Spring.....
219F	1414	" " " Screw.....
7071	1405	" " " " Washer.....
942D	1405	" Guiding Screw.....
21518	1405	" Receiving Guide (left).....
21519	1405	" " " (right).....
207F	1405	" " " Screw.....
21520	1413	" Retaining Spring.....
190D	1407	" " " Screw.....
7071	1405	" " " " Washer..
21594	1406	" Shank Adjusting Piece.....
197F	1406	" " " " Screw....
21521	1401	Chute Cover with two 21522.....
21522	1413	" " Adjusting Stud.....
207F	1405	" " " " Set Screw..
21523	1401	" Frame.....
171F	1406	" Screw.....
21524	1405	" Support Bracket.....
21525	—	Chute complete, Nos. 190D, 219F, 21517, 21520, 21521, 21523 and two each 207F and 7071.....
12108	1400	Crank Connecting Rod with 4349 and two 158E.....
*4349	—	Crank Connecting Rod Cap.....
158E	1414	" " " " Screw.....

NO.	PLATE	NAME
375C	1408	Crank Connecting Rod Hinge Screw.....
1518E	1408	" " " " " Nut.
3032	1402	Feed Cam with 446c.....
446C	1414	" " Set Screw.....
3033	1408	" Connecting Link.....
375C	1408	" " " Hinge Screw.....
1518E	1408	" " " " " Nut.
21526	1411	" Dog.....
6458	1408	" " Carrier.....
225C	1411	" " Screw.....
21527	1400	" Forked Connection.....
375C	1408	" " " Hinge Screw....
1518E	1408	" " " " " Nut
21655	1421	" Regulating Fork with two 448c....
448C	1407	" " " Set Screw.....
21529	1407	" " " Sliding Block....
21530	1407	" Regulator with 190D and 1920.....
190D	1407	" " Clamping Screw.....
21656	1421	" " Crank Shaft.....
21657	1421	" " " " Bushing....
448C	1407	" " " " " Set Screw.....
2049	1407	Feed Regulator Dowel Pin.....
21532	1407	" " Hinge Pin.....
6533	1407	" " " " Collar with 460c.....
460c	1407	Feed Regulator Hinge Pin Collar Set Screw.....
1920	1407	Feed Regulator Roller and Stud.....
21533	1407	" " Slide with 21529.....
943D	1407	" " Thumb Screw.....
6533	1407	" " " " Collar with 460c.....
460c	1407	Feed Regulator Thumb Screw Collar Set Screw.....
21534	—	Feed Regulator complete, Nos. 943D, 2049, 21530, 21532, 21533 and two 6533....
21535	1400	Feed Rock Shaft.....
21536	1408	" " " Crank with 190D.....
156C	1408	" " " " Position Screw...
190D	1407	" " " " Set Screw.....
43509	1416	Hopper Base with 2273 and 50024E.....
944F	1414	" " Screw.....
21538	—	" Brush.....
21539	1402	" " Carrier.....
21540	1412	" " " Pawl.....
946D	1412	" " " " Hinge Screw

NO.	PLATE	NAME
21541	1412	Hopper Brush Carrier Pawl Spring.....
103D	1412	“ “ “ “ Screw
21542	1402	“ “ “ Shaft.....
21543	1405	“ “ “ “ Collar with 450c.....
450c	1405	Hopper Brush Carrier Shaft Collar Set Screw.....
21544	1402	Hopper Brush Carrier Shaft Worm Wheel with two 448c.....
448c	1407	Hopper Brush Carrier Shaft Worm Wheel Set Screw.....
21545	1402	Hopper Brush Carrier Worm with 445c and 888c.....
888c	1415	Hopper Brush Carrier Worm Position Screw.....
445c	1414	Hopper Brush Carrier Worm Set Screw..
43511	1420	“ Gate.....
50024E	1415	“ “ Screw Stud.....
2273	1427	“ “ “ “ Pin.....
1538D	1415	“ “ Thumb Nut.....
21547	1416	“ Rim.....
217J	1432	“ “ Screw.....
43510	—	Hopper complete, Nos. 103D, 141F, 942D, 946D, 1538D, 21514, 21515, 21518, 21519, 21525, 21539 to 21544, 21547, 43509, 43511, two each 171F, 21516, six 21538 and eight 217J.....
21549	1401	Needle Bar with 857c.....
*3045	1408	“ “ Connecting Link.....
377C	1408	“ “ “ “ Hinge Screw
1518E	1408	“ “ “ “ “ “ Nut.....
21629	1408	Needle Bar Connecting Stud with 155c....
155c	1408	“ “ “ “ Set Screw....
21550	1402	“ “ Frame.....
21551	1402	“ “ “ Driving Lever.....
802c	1414	“ “ “ “ “ H i n g e Screw.....
1887	—	Needle Bar Frame Driving Lever Roller and Screw Stud.....
1906	1415	Needle Bar Frame Driving Lever Roller and Screw Stud 1887 with 1520E and 14017.....
1520E	1414	Needle Bar Frame Driving Lever Roller and Screw Stud Nut.....
14017	1413	Needle Bar Frame Driving Lever Roller and Screw Stud Nut Washer.....

NO.	PLATE	NAME
21552	1402	Needle Bar Frame Pitman.....
377C	1408	" " " " Hinge Screw
1518E	1408	" " " " " "
		Nut.....
577C	1414	Needle Bar Frame Screw Centre (lower)
1517E	1414	" " " " " "
		Nut.....
945F	1414	Needle Bar Frame Screw Centre (upper)
1517D	1414	" " " " " "
		Nut.....
21553	1413	Needle Bar Frame Thread Eyelet.....
219D	1443	" " " " " Screw
21554	1413	" " Thread Eyelet.....
665D	1414	" " " " Screw.....
857C	1414	" Set Screw.....
*21555	1402	Oscillating Rock Shaft.....
21630	—	" " " 21555 with 4784 and 12388.....
12388	1402	Oscillating Rock Shaft Hinge Pin.....
448C	1407	" " " " " Set Screw
4784	1413	" " " Oil Pad.....
21556	1400	" Shaft.....
21557	1410	" " Crank with 460c and 1921.....
2049	1407	Oscillating Shaft Crank Pin.....
1921	1415	" " " Roller and Stud..
460c	1407	" " " Set Screw.....
21619	1401	Presser Bar.....
21559	1406	" " Lifting Bracket with 446c....
446c	1414	" " " " Set Screw.....
43728	1437	" " " Lever with 119c, 1528J and 1810.....
119c	1415	Presser Bar Lifting Lever Adjusting Screw
1528J	1414	" " " " " "
		Nut.....
65c	1414	Presser Bar Lifting Lever Hinge Screw....
1810	1415	" " " " Roller and Stud
21586	1400	" " " " Spring.....
191c	1414	" " " " " Screw....
21709	1420	" " " " (intermediate) with 1419c, 1521E, 1611E and 21710...
21700	1426	Presser Bar Lifting Lever (intermediate) Hinge Stud.....
448c	1407	Presser Bar Lifting Lever (intermediate) Hinge Stud Set Screw.....
1419c	1426	Presser Bar Lifting Lever (intermediate) Trip Stud.....

NO.	PLATE	NAME
1521E	1426	Presser Bar Lifting Lever (intermediate) Trip Stud Lock Nut.....
1611E	1426	Presser Bar Lifting Lever (intermediate) Trip Stud Nut.....
21710	1426	Presser Bar Lifting Lever (intermediate) Trip Stud Spring.....
11167	1401	Presser Bar Spring.....
11170	1413	" " " Washer.....
43514	—	" Foot Body with 233D and 43515..
43515	1428	" " Button Guide.....
233D	1428	" " " " Screw.....
43516	1428	Presser Foot complete, Nos. 197F, 21594 and 43514.....
172C	1406	Presser Foot Screw.....
688J	1415	Pressure Regulating Thumb Screw.....
66085	1473	Pulley (loose).....
21639	1419	" (tight).....
21640	—	Pulley (tight) complete, Nos. 871E, 21615 to 21617, 21639, 21647, 21653 and two 997E.....
23668	1426	Pulley (tight) Pin.....
21641	—	Pulleys complete, Nos. 21640 and 66085
2996	1410	Shuttle Bobbin.....
62739	—	" " Case.....
15140	1410	" " " Latch.....
2973	1410	" " " " Lever.....
2974	1410	" " " " " Fulcrum Pin.....
2975	1410	Shuttle Bobbin Case Latch Spring.....
592E	1410	" " " " Stop Screw..
15141	1410	Shuttle Bobbin Case Hinge, Nos. 2973, 2974 and 15140.....
15027	1410	Shuttle Bobbin Case Position Finger.....
2523	1410	" " " " " Rivet
15277	1410	Shuttle Bobbin Case complete, Nos. 591F, 592E, 2523, 2975, 15027, 15141, 15278 and 62739.....
21562	1410	Shuttle Body.....
591F	1410	" Tension Regulating Screw.....
15278	1410	" " Spring.....
21561	1410	Shuttle, 1 $\frac{11}{16}$ in. diam., Nos. 2996, 15277 and 21562.....
21563	1410	Shuttle Driver and Feed Lifting Cam....
2049	1407	" " " " " " Pin
21622	—	" Race Body.....
21623	1409	" " Cap.....
662D	1409	" " " Screw.....

NO.	PLATE	NAME
2523	1410	Shuttle Race Cap Steady Pin.....
21624	1409	“ “ Ring.....
2532	1409	“ “ “ Position Pin.....
2533	1409	“ “ “ Spring.....
648D	1409	“ “ “ “ Screw.....
21625	1409	Shuttle Race (flexible) complete, Nos. 648D, 662D, 2523, 2533, 21622 to 21624 and two 2532.....
171F	1406	Shuttle Race Screw.....
21642	1416	Starting Lever.....
21646	—	Starting Lever complete, Nos. 717C, 913C, 1520E, 1638E, 14206, 21642, 21643, 21645, 21649, 21651, 43583, two each 159F, 399F and three 14277.....
21643	1421	Starting Lever Belt Shifter.....
159F	1414	“ “ “ “ Set Screw....
21644	1416	“ “ Bracket.....
8582	1413	“ “ “ Dowel Pin.....
123E	1415	“ “ “ Screw.....
21645	1421	“ “ Cushion (rawhide).....
399F	1415	“ “ “ Screw.....
564C	1415	“ “ Screw Centre.....
1508E	1415	“ “ “ “ Nut.....
14174	1404	“ “ Spring.....
717C	1415	“ “ Stop Screw.....
1520E	1414	“ “ “ “ Nut.....
14206	1413	“ “ Trip Stud.....
159F	1414	“ “ “ “ Set Screw.....
21573	1403	Stitch Forming Cam, $2\frac{5}{8}$ in. diam., (27 teeth) with 457C and 21584.....
21659	1419	Stitch Forming Cam Driver.....
21575	1403	“ “ “ “ Cam with 448C and 765C.....
765C	1415	Stitch Forming Cam Driver Cam Position Screw.....
448C	1407	Stitch Forming Cam Driver Cam Set Screw.....
14253	1426	Stitch Forming Cam Driver Sliding Block
810E	1426	“ “ “ “ “ “ Cap Screw.....
21584	1413	Stitch Forming Cam Trip Stud.....
457C	1405	“ “ “ “ “ Set Screw
21647	1419	Stop Cam with 21652.....
43583	1420	“ “ Interlocking Rod.....
21649	1421	“ “ “ “ Guide with 1070C.....

NO.	PLATE	NAME
1070c	1415	Stop Cam Interlocking Rod Guide Set Screw.....
14277	1426	Stop Cam Interlocking Rod Guide Washer (rawhide).....
21651	1419	Stop Cam Interlocking Rod Spring.....
913c	1432	" " " " " Regulating Thumb Screw.....
1638E	1432	Stop Cam Interlocking Rod Spring Regulating Thumb Screw Nut.....
21652	1421	Stop Cam Pin.....
21615	1404	" " Spring (long).....
21616	1404	" " " (short).....
21653	1419	" " " Cover.....
997E	1415	" " " " Screw.....
21617	1408	" " " Stop Block.....
871E	1414	" " " " " Screw.....
2921	1412	Tension Disc.....
1560c	1412	" Regulating Thumb Nut.....
20037	1412	" Releaser.....
21606	1412	" Releasing Lever.....
90D	1412	" " " Hinge Screw....
413c	1412	" Screw Stud.....
2923	1412	" Spring.....
12149	1412	" Thread Guard.....
21577	1413	Thread Eyelet (side of arm).....
52454	1468	" Retainer.....
50429c	1468	" " Set Screw.....
*43764	—	" Take-up Cam.....
21578	1402	" " " 43764 with 446c...
3012	1413	" " " Pin.....
446c	1414	" " " Set Screw.....
*21579	1412	" " Lever with 1819.....
43673	—	" " " 21579 with 76c...
76c	1412	" " " Hinge Screw....
1819	1412	" " " Roller and Stud..
8511	1412	" " Spring.....
7336	1412	" " " Regulator.....
448c	1407	" " " " Set Screw
21618	1411	Throat Plate for 21526.....
691F	1411	" " Screw.....
21583	1400	Trip Lever.....
24D	1414	" " Hinge Screw.....
13224	1413	" " Spring.....

MACHINE No. 58-2

FOR LARGE BUTTONS. MAKES TWELVE STITCHES IN BUT-
TON SHANK, NINE STITCHES BETWEEN BUTTONS.
GREATEST DISTANCE BETWEEN BUTTONS, $1\frac{1}{2}$ INCHES.

FOR OVERGAITERS

(OBSOLETE)

This Machine is the same as 58-1, with the
following exceptions:

NO.	PLATE	NAME
21588	1403	Stitch Forming Cam, $2\frac{5}{64}$ in. diam. (21 teeth) with 457c and 21584, in place of 21573.....
21660	1419	Stitch Forming Cam Driver, in place of 21659.....
21708	1419	Stitch Forming Cam Driver Cam with 448c and 765c, in place of 21575.....

LIST OF PARTS COMPLETE
FOR
MACHINE No. 58-3

FOR SHOE BUTTONS. MAKES TWELVE STITCHES IN BUT-
TON SHANK, NINE STITCHES BETWEEN BUTTONS.
GREATEST DISTANCE BETWEEN BUTTONS, 1½ INCHES.
(OBSOLETE)

NO.	PLATE	NAME
*21501	—	Arm and Cylinder with 21503.....
21633	1416	“ Shaft.....
*21503	—	“ “ Bushing (front).....
21634	1419	“ “ Flanged Bushing (back).....
437C	1415	“ “ “ “ “ Adjust- ing Screw.....
1517E	1415	Arm Shaft Flanged Bushing (back) Ad- justing Screw Nut.....
448C	1407	Arm Shaft Flanged Bushing (back) Set Screw.....
1069D	1415	Arm Shaft Screw.....
21595	1406	Button Carrier.....
21505	1401	“ “ Bar.....
21506	1405	“ “ “ Collar with 457c....
457C	1405	“ “ “ “ Set Screw....
21507	1402	“ “ “ Connecting Rod....
21508	—	“ “ “ “ “ 21507 with 14026 and 21510.....
21509	1406	Button Carrier Bar Connecting Rod Ad- justing Collar with 207κ.....
207κ	1405	Button Carrier Bar Connecting Rod Ad- justing Collar Set Screw.....
3100	1401	Button Carrier Bar Connecting Rod Spring.....
21509	1406	Button Carrier Bar Connecting Rod Spring Collar with 207κ.....
207κ	1405	Button Carrier Bar Connecting Rod Spring Collar Set Screw.....
21510	1406	Button Carrier Bar Connection.....
646F	1406	“ “ “ “ Hinge Screw
21511	1406	“ “ “ “ Joint with 157D.....
157D	1406	Button Carrier Bar Connection Joint Clamping Screw.....

NO.	PLATE	NAME
2049	1407	Button Carrier Bar Connection Joint Pin
14026	1406	" " " " Pin.....
21512	1406	" " Holder with 209F.....
2049	1407	" " " Pin.....
209F	1406	" " " Set Screw.....
172F	1406	" " Screw.....
21513	1402	" Feed Lever.....
802C	1414	" " " Hinge Screw.....
1887	—	" " " Roller and Screw Stud
1906	1415	" " " " " " " "
		1887 with 1520E and 14017.....
1520E	1414	Button Feed Lever Roller and Screw Stud Nut.....
14017	1413	Button Feed Lever Roller and Screw Stud Nut Washer.....
21596	1405	Button Guide.....
21597	1405	" " Adjusting Block.....
133F	1405	" " Screw.....
7071	1405	" " " Washer.....
21598	1413	" Guiding Spring.....
219F	1414	" " " Screw.....
7071	1405	" " " " Washer...
21594	1406	" Shank Adjusting Piece.....
197F	1406	" " " " Screw....
21599	1405	" Switch Stud.....
460C	1407	" " " Set Screw.....
21600	1401	Chute Cover with two 21522.....
21522	1413	" " Adjusting Stud.....
207F	1405	" " " " Set Screw..
21523	1401	" Frame.....
171F	1406	" Screw.....
21524	1405	" Support Bracket.....
207D	1405	" " " Screw.....
7071	1405	" " " " Washer...
21601	—	Chute complete, Nos. 219F, 7071, 21523, 21598, 21600 and two 207F.....
12108	1400	Crank Connecting Rod with 4349 and two 158E.....
*4349	—	Crank Connecting Rod Cap.....
158E	1414	" " " " Screw.....
375C	1408	" " " Hinge Screw.....
1518E	1408	" " " " " Nut
3032	1402	Feed Cam with 446c.....
446C	1414	" " Set Screw.....
3033	1408	" Connecting Link.....
375C	1408	" " " Hinge Screw.....
1518E	1408	" " " " " Nut

NO.	PLATE	NAME
21621	1411	Feed Dog.....
6458	1408	“ “ Carrier.....
225c	1411	“ “ Screw.....
21527	1400	“ Forked Connection.....
375c	1408	“ “ “ Hinge Screw....
1518E	1408	“ “ “ “ “ Nut
21655	1421	“ Regulating Fork with two 448c....
448c	1407	“ “ “ Set Screw.....
21529	1407	“ “ “ Sliding Block....
21530	1407	“ Regulator with 190D and 1920....
190D	1407	“ “ Clamping Screw.....
21656	1421	“ “ Crank Shaft.....
21657	1421	“ “ “ “ Bushing....
448c	1407	“ “ “ “ “ Set Screw.....
2049	1407	Feed Regulator Dowel Pin.....
21532	1407	“ “ Hinge Pin.....
6533	1407	“ “ “ “ Collar with 460c.....
460c	1407	Feed Regulator Hinge Pin Collar Set Screw.....
1920	1407	Feed Regulator Roller and Stud.....
21533	1407	“ “ Slide with 21529.....
943D	1407	“ “ Thumb Screw.....
6533	1407	“ “ “ “ Collar with 460c.....
460c	1407	Feed Regulator Thumb Screw Collar Set Screw.....
21534	—	Feed Regulator complete, Nos. 943D, 2049, 21530, 21532, 21533 and two 6533.....
21535	1400	Feed Rock Shaft.....
21536	1408	“ “ “ Crank with 190D.....
156c	1408	“ “ “ “ Position Screw..
190D	1407	“ “ “ “ Set Screw.....
43512	1424	Hopper Base with 2273, 50024E and two each 460c and 21599.....
944F	1414	Hopper Base Screw.....
21538	—	“ Brush.....
21539	1402	“ “ Carrier.....
21540	1412	“ “ “ Pawl.....
946D	1412	“ “ “ “ Hinge Screw
21541	1412	“ “ “ “ Spring.....
103D	1412	“ “ “ “ “ Screw
21542	1402	“ “ “ Shaft.....
21543	1405	“ “ “ “ Collar with 450c.....

NO.	PLATE	NAME
450C	1405	Hopper Brush Carrier Shaft Collar Set Screw.....
21544	1402	Hopper Brush Carrier Shaft Worm Wheel with two 448c.....
448c	1407	Hopper Brush Carrier Shaft Worm Wheel Set Screw.....
21545	1402	Hopper Brush Carrier Worm with 445c and 888c.....
888c	1415	Hopper Brush Carrier Worm Position Screw.....
445c	1414	Hopper Brush Carrier Worm Set Screw..
21603	1413	" " Lifter.....
43511	1420	" Gate.....
50024E	1415	" " Screw Stud.....
2273	1427	" " " " Pin.....
1538D	1415	" " Thumb Nut.....
21604	1416	" Rim.....
217J	1432	" " Screw.....
43513	—	Hopper complete, Nos. 103D, 133F, 946D, 1538D, 7071, 21539 to 21544, 21596, 21597, 21601, 21604, 43511, 43512, two each 171F, 21603, four 217J and six 21538
21549	1401	Needle Bar with 857c.....
*3045	1408	" " Connecting Link.....
377c	1408	" " " " Hinge Screw
1518E	1408	" " " " " "
		Nut.....
21629	1408	Needle Bar Connecting Stud with 155c..
155c	1408	" " " " Set Screw..
21550	1402	" " Frame.....
21551	1402	" " " Driving Lever.....
802c	1414	" " " " " Hinge Screw.....
1887	—	Needle Bar Frame Driving Lever Roller and Screw Stud.....
1906	1415	Needle Bar Frame Driving Lever Roller and Screw Stud 1887 with 1520E and 14017.....
1520E	1414	Needle Bar Frame Driving Lever Roller and Screw Stud Nut.....
14017	1413	Needle Bar Frame Driving Lever Roller and Screw Stud Nut Washer.....
21552	1402	Needle Bar Frame Pitman.....
377c	1408	" " " " Hinge Screw
1518E	1408	" " " " " "
		Nut.....

NO.	PLATE	NAME
577C	1414	Needle Bar Frame Screw Centre (lower)
1517E	1414	" " " " " "
		Nut.....
945F	1414	Needle Bar Frame Screw Centre (upper)
1517D	1414	" " " " " "
		Nut.....
21553	1413	Needle Bar Frame Thread Eyelet.....
219D	1443	" " " " " Screw.
21554	1413	" " Thread Eyelet.....
665D	1414	" " " " Screw.....
857C	1414	" Set Screw.....
*21555	1402	Oscillating Rock Shaft.....
21630	—	" " " 21555 with 4784 and 12388.....
12388	1402	Oscillating Rock Shaft Hinge Pin.....
448C	1407	" " " " " Set Screw
4784	1413	" " " Oil Pad.....
21556	1400	" Shaft.....
21557	1410	" " Crank with 460c and 1921.....
2049	1407	Oscillating Shaft Crank Pin.....
1921	1415	" " " Roller and Stud...
460C	1407	" " " Set Screw.....
21619	1401	Presser Bar.....
21559	1406	" " Lifting Bracket with 446c....
446C	1414	" " " " Set Screw....
43728	1437	" " " Lever with 119c, 1528J and 1810.....
119C	1415	Presser Bar Lifting Lever Adjusting Screw
1528J	1414	" " " " " "
		Nut.....
65C	1414	Presser Bar Lifting Lever Hinge Screw....
1810	1415	" " " " Roller and Stud
21586	1400	" " " " Spring.....
191C	1414	" " " " " Screw....
21709	1420	" " " " (intermediate) with 1419C, 1521E, 1611E and 21710...
21700	1426	Presser Bar Lifting Lever (intermediate) Hinge Stud.....
448C	1407	Presser Bar Lifting Lever (intermediate) Hinge Stud Set Screw.....
1419C	1426	Presser Bar Lifting Lever (intermediate) Trip Stud.....
1521E	1426	Presser Bar Lifting Lever (intermediate) Trip Stud Lock Nut.....
1611E	1426	Presser Bar Lifting Lever (intermediate) Trip Stud Nut.....

NO.	PLATE	NAME
21710	1426	Presser Bar Lifting Lever (intermediate) Trip Stud Spring.....
11167	1401	Presser Bar Spring.....
11170	1413	" " " Washer.....
43514	—	" Foot Body with 233D and 43515..
43515	1428	" " Button Guide.....
233D	1428	" " " " Screw.....
43516	1428	Presser Foot complete, Nos. 197F, 2159A and 43514.....
21631	—	Presser Foot Body.....
21632	1421	Presser Foot complete, for small round buttons, for export, Nos. 197F, 2159A and 21631.....
172C	1406	Presser Foot Screw.....
688J	1415	Pressure Regulating Thumb Screw.....
66085	1473	Pulley (loose).....
21639	1419	" (tight).....
21640	—	Pulley (tight) complete, Nos. 871E, 21615 to 21617, 21639, 21647, 21653 and two 997E.....
23668	1426	Pulley (tight) Pin.....
21641	—	Pulleys complete, Nos. 21640 and 66085..
2996	1410	Shuttle Bobbin.....
62739	—	" " Case.....
15140	1410	" " " Latch.....
2973	1410	" " " " Lever.....
2974	1410	" " " " " Fulcrum Pin.....
2975	1410	Shuttle Bobbin Case Latch Spring.....
592E	1410	" " " " Stop Screw...
15141	1410	Shuttle Bobbin Case Hinge, Nos. 2973, 2974 and 15140.....
15027	1410	Shuttle Bobbin Case Position Finger.....
2523	1410	" " " " " Rivet
15277	1410	Shuttle Bobbin Case complete, Nos. 591F, 592E, 2523, 2975, 15027, 15141, 15278 and 62739.....
21562	1410	Shuttle Body.....
591F	1410	" Tension Regulating Screw.....
15278	1410	" " Spring.....
21561	1410	Shuttle, 1 $\frac{1}{8}$ in. diam., Nos. 2996, 15277 and 21562.....
21563	1410	Shuttle Driver and Feed Lifting Cam....
2049	1407	" " " " " " Pin
21622	—	" Race Body.....
21623	1409	" " Cap.....
662D	1409	" " " Screw.....

NO.	PLATE	NAME
2523	1410	Shuttle Race Cap Steady Pin.....
21624	1409	“ “ Ring.....
2532	1409	“ “ “ Position Pin.....
2533	1409	“ “ “ Spring.....
648D	1409	“ “ “ “ Screw.....
21625	1409	Shuttle Race (flexible) complete, Nos. 648D, 662D, 2523, 2533, 21622 to 21624 and two 2532.....
171F	1406	Shuttle Race Screw.....
21642	1416	Starting Lever.....
21646	—	Starting Lever complete, Nos. 717C, 913C, 1520E, 1638E, 14206, 21642, 21643, 21645, 21649, 21651, 43583, two each 159F, 399F and three 14277.....
21643	1421	Starting Lever Belt Shifter.....
159F	1414	“ “ “ “ Set Screw....
21644	1416	“ “ Bracket.....
8582	1413	“ “ “ Dowel Pin.....
123E	1415	“ “ “ Screw.....
21645	1421	“ “ Cushion (rawhide).....
399F	1415	“ “ “ Screw.....
564C	1415	“ “ Screw Centre.....
1508E	1415	“ “ “ “ Nut.....
14174	1404	“ “ Spring.....
717C	1415	“ “ Stop Screw.....
1520E	1414	“ “ “ “ Nut.....
14206	1413	“ “ Trip Stud.....
159F	1414	“ “ “ “ Set Screw.....
21588	1403	Stitch Forming Cam, $2\frac{5}{8}$ in. diam., (21 teeth) with 457C and 21584.....
21660	1419	Stitch Forming Cam Driver.....
21708	1419	“ “ “ “ Cam with 448C and 765C.....
765C	1415	Stitch Forming Cam Driver Cam Position Screw.....
448C	1407	Stitch Forming Cam Driver Cam Set Screw.....
14253	1426	Stitch Forming Cam Driver Sliding Block
810E	1426	“ “ “ “ “ “ Cap Screw.....
21584	1413	Stitch Forming Cam Trip Stud.....
457C	1405	“ “ “ “ “ Set Screw
21647	1419	Stop Cam with 21652.....
43583	1420	“ “ Interlocking Rod.....
21649	1421	“ “ “ “ Guide with 1070C.....

NO.	PLATE	NAME
1070c	1415	Stop Cam Interlocking Rod Guide Set Screw.....
14277	1426	Stop Cam Interlocking Rod Guide Washer (rawhide).....
21651	1419	Stop Cam Interlocking Rod Spring.....
913c	1432	" " " " " Regu- lating Thumb Screw.....
1638E	1432	Stop Cam Interlocking Rod Spring Regu- lating Thumb Screw Nut.....
21652	1421	Stop Cam Pin.....
21615	1404	" " Spring (long).....
21616	1404	" " " (short).....
21653	1419	" " " Cover.....
997E	1415	" " " " Screw.....
21617	1408	" " " Stop Block.....
871E	1414	" " " " " Screw.....
2921	1412	Tension Disc.....
1560c	1412	" Regulating Thumb Nut.....
20037	1412	" Releaser.....
21606	1412	" Releasing Lever.....
90D	1412	" " " Hinge Screw....
413c	1412	" Screw Stud.....
2923	1412	" Spring.....
12149	1412	" Thread Guard.....
21577	1413	Thread Eyelet (side of arm).....
52454	1468	" Retainer.....
50429c	1468	" " Set Screw.....
*43764	—	" Take-up Cam.....
21578	1402	" " " 43764 with 446c...
3012	1413	" " " Pin.....
446c	1414	" " " Set Screw.....
*21579	1412	" " Lever with 1819.....
43673	—	" " " 21579 with 76c...
76c	1412	" " " Hinge Screw.....
1819	1412	" " " Roller and Stud..
8511	1412	" " Spring.....
7336	1412	" " " Regulator.....
448c	1407	" " " " S e t Screw.....
21580	1411	Throat Plate for 21621.....
691F	1411	" " Screw.....
21583	1400	Trip Lever.....
24D	1414	" " Hinge Screw.....
13224	1413	" " Spring.....

**LIST OF PARTS COMPLETE
FOR
MACHINE No. 58-4**

**FOR SHOE BUTTONS. MAKES TWELVE STITCHES IN BUT-
TON SHANK, FOUR FASTENING STITCHES. NO STITCHES
BETWEEN BUTTONS.**

(OBSOLETE)

NO.	PLATE	NAME
*21701	—	Arm and Cylinder with 21503.....
21633	1416	“ Shaft.....
*21503	—	“ “ Bushing (front).....
21634	1419	“ “ Flanged Bushing (back).....
437c	1415	“ “ “ “ “ Adjust- ing Screw.....
1517E	1415	Arm Shaft Flanged Bushing (back) Ad- justing Screw Nut.....
448c	1407	Arm Shaft Flanged Bushing (back) Set Screw.....
1069D	1415	Arm Shaft Screw.....
21595	1406	Button Carrier.....
21505	1401	“ “ Bar.....
21506	1405	“ “ “ Collar with 457c.....
457c	1405	“ “ “ “ Set Screw.....
21507	1402	“ “ “ Connecting Rod.....
21508	—	“ “ “ “ “ 21507 with 14026 and 21510.....
21509	1406	Button Carrier Bar Connecting Rod Ad- justing Collar with 207κ.....
207κ	1405	Button Carrier Bar Connecting Rod Ad- justing Collar Set Screw.....
3100	1401	Button Carrier Bar Connecting Rod Spring
21509	1406	“ “ “ “ “ “
207κ	1405	Collar with 207κ.....
207κ	1405	Button Carrier Bar Connecting Rod Spring Collar Set Screw.....
21510	1406	Button Carrier Bar Connection.....
646F	1406	“ “ “ “ Hinge Screw
21511	1406	“ “ “ “ Joint with 157D.....
157D	1406	Button Carrier Bar Connection Joint Clamping Screw.....

NO.	PLATE	NAME
2049	1407	Button Carrier Bar Connection Joint Pin
14026	1406	" " " " Pin.....
21512	1406	" " Holder with 209F.....
2049	1407	" " " Pin.....
209F	1406	" " " Set Screw.....
172F	1406	" " Screw.....
21513	1402	" Feed Lever.....
802C	1414	" " " Hinge Screw.....
1887	—	" " " Roller and Screw Stud
1906	1415	" " " " " " " "
		1887 with 1520E and 14017.....
1520E	1414	Button Feed Lever Roller and Screw Stud Nut.....
14017	1413	Button Feed Lever Roller and Screw Stud Nut Washer.....
21596	1405	Button Guide.....
21597	1405	" " Adjusting Block.....
133F	1405	" " Screw.....
7071	1405	" " " Washer.....
21598	1413	" Guiding Spring.....
219F	1414	" " " Screw.....
7071	1405	" " " " Washer....
21594	1406	" Shank Adjusting Piece.....
197F	1406	" " " " Screw....
21599	1405	" Switch Stud.....
460C	1407	" " " Set Screw.....
21600	1401	Chute Cover with two 21522.....
21522	1413	" " Adjusting Stud.....
207F	1405	" " " " Set Screw..
21523	1401	" Frame.....
171F	1406	" Screw.....
21524	1405	" Support Bracket.....
207D	1405	" " " Screw.....
7071	1405	" " " " Washer...
21601	—	Chute complete, Nos. 219F, 7071, 21523, 21598, 21600 and two 207F.....
12108	1400	Crank Connecting Rod with 4349 and two 158E.....
*4349	—	Crank Connecting Rod Cap.....
158E	1414	" " " " Screw.....
375C	1408	" " " " Hinge Screw.....
1518E	1408	" " " " " Nut
43512	1424	Hopper Base with 2273, 50024E and two each 460c and 21599.....
944F	1414	Hopper Base Screw.....
21538	—	" Brush.....
21539	1402	" " Carrier.....

NO.	PLATE	NAME
21540	1412	Hopper Brush Carrier Pawl.....
946D	1412	" " " " Hinge Screw
21541	1412	" " " " Spring.....
103D	1412	" " " " " Screw
21542	1402	" " " Shaft.....
21543	1405	" " " " Collar with 450c.....
450c	1405	Hopper Brush Carrier Shaft Collar Set Screw.....
21544	1402	Hopper Brush Carrier Shaft Worm Wheel with two 44Sc.....
44Sc	1407	Hopper Brush Carrier Shaft Worm Wheel Set Screw.....
21545	1402	Hopper Brush Carrier Worm with 445c and 888c.....
888c	1415	Hopper Brush Carrier Worm Position Screw.....
445c	1414	Hopper Brush Carrier Worm Set Screw..
21603	1413	" " Lifter.....
43511	1420	" Gate.....
50024E	1415	" " Screw Stud.....
2273	1427	" " " " Pin.....
1538D	1415	" " Thumb Nut.....
21604	1416	" Rim.....
217J	1432	" " Screw.....
43513	—	Hopper complete, Nos. 103D, 133F, 946D, 1538D, 7071, 21539 to 21544, 21596, 21597, 21601, 21604, 43511, 43512, two each 171F, 21603, four 217J and six 21538
21549	1401	Needle Bar with 857c.....
*3045	1408	" " Connecting Link.....
377C	1408	" " " " Hinge Screw
1518E	1408	" " " " " " " "
		Nut.....
21629	1408	Needle Bar Connecting Stud with 155c..
155c	1408	" " " " Set Screw..
21550	1402	" " Frame.....
21551	1402	" " " Driving Lever.....
802C	1414	" " " " " Hinge Screw.....
1887	—	Needle Bar Frame Driving Lever Roller and Screw Stud.....
1906	1415	Needle Bar Frame Driving Lever Roller and Screw Stud 1887 with 1520E and 14017.....
1520E	1414	Needle Bar Frame Driving Lever Roller and Screw Stud Nut.....

NO.	PLATE	NAME
14017	1413	Needle Bar Frame Driving Lever Roller and Screw Stud Nut Washer.....
21552	1402	Needle Bar Frame Pitman.....
377C	1403	" " " " Hinge Screw...
1518E	1408	" " " " " " Nut
577C	1414	" " " " Screw Centre (lower)
1517E	1414	" " " " " "
		Nut.....
945F	1414	Needle Bar Frame Screw Centre (upper)
1517D	1414	" " " " " "
		Nut.....
21553	1413	Needle Bar Frame Thread Eyelet.....
219D	1443	" " " " " Screw..
21554	1413	" " Thread Eyelet.....
665D	1414	" " " " " Screw.....
21702	1428	" Plate.....
691F	1411	" " Screw.....
857C	1414	" Set Screw.....
*21555	1402	Oscillating Rock Shaft.....
21630	—	" " " " 21555 with 4784 and 12388.....
12388	1402	Oscillating Rock Shaft Hinge Pin.....
448C	1407	" " " " " Set Screw
4784	1413	" " " " Oil Pad.....
21556	1400	" Shaft.....
21557	1410	" " Crank with 460c and 1921.....
2049	1407	Oscillating Shaft Crank Pin.....
1921	1415	" " " " Roller and Stud
460c	1407	" " " " Set Screw.....
21619	1401	Presser Bar.....
21559	1406	" " Lifting Bracket with 446c...
446c	1414	" " " " Set Screw...
43728	1437	" " " Lever with 119c, 1528J and 1810.....
119c	1415	Presser Bar Lifting Lever Adjusting Screw
1528J	1414	" " " " " "
		Nut.....
65c	1414	Presser Bar Lifting Lever Hinge Screw....
1810	1415	" " " " Roller and Stud
21586	1400	" " " " Spring.....
191c	1414	" " " " " Screw...
21709	1420	" " " " (intermediate) with 1419c, 1521E, 1611E and 21710...
21700	1426	Presser Bar Lifting Lever (intermediate) Hinge Stud.....

NO.	PLATE	NAME
448C	1407	Presser Bar Lifting Lever (intermediate) Hinge Stud Set Screw.....
1419C	1426	Presser Bar Lifting Lever (intermediate) Trip Stud.....
1521E	1426	Presser Bar Lifting Lever (intermediate) Trip Stud Lock Nut.....
1611E	1426	Presser Bar Lifting Lever (intermediate) Trip Stud Nut.....
21710	1426	Presser Bar Lifting Lever (intermediate) Trip Stud Spring.....
11167	1401	Presser Bar Spring.....
11170	1413	" " " Washer.....
43514	—	" Foot Body with 233D and 43515...
43515	1428	" " Button Guide.....
233D	1428	" " " " Screw.....
43516	1428	Presser Foot complete, Nos. 197F, 21594 and 43514.....
21631	—	Presser Foot Body.....
21632	1421	Presser Foot complete, for small round buttons, for export, Nos. 197F, 21594 and 21631.....
172C	1406	Presser Foot Screw.....
688J	1415	Pressure Regulating Thumb Screw.....
66085	1473	Pulley (loose).....
21639	1419	" (tight).....
21640	—	Pulley (tight) complete, Nos. 871E, 21615 to 21617, 21639, 21647, 21653 and two 997E.....
23668	1426	Pulley (tight) Pin.....
21641	—	Pulleys complete, Nos. 21640 and 66085..
2996	1410	Shuttle Bobbin.....
62739	—	" " Case.....
15140	1410	" " " Latch.....
2973	1410	" " " " Lever.....
2974	1410	" " " " " Fulcrum Pin.....
2975	1410	Shuttle Bobbin Case Latch Spring.....
592E	1410	" " " " Stop Screw..
15141	1410	Shuttle Bobbin Case Hinge, Nos. 2973, 2974 and 15140.....
15027	1410	Shuttle Bobbin Case Position Finger.....
2523	1410	" " " " " Rivet
15277	1410	Shuttle Bobbin Case complete, Nos. 591F, 592E, 2523, 2975, 15027, 15141, 15278 and 62739.....
21562	1410	Shuttle Body.....
591F	1410	" Tension Regulating Screw.....

NO.	PLATE	NAME
15278	1410	Shuttle Tension Spring.....
21561	1410	Shuttle, $1\frac{11}{16}$ in. diam., Nos. 2996, 15277 and 21562.....
21563	1410	Shuttle Driver and Feed Lifting Cam....
2049	1407	" " " " " " Pin
21622	—	" Race Body.....
21623	1409	" " Cap.....
662D	1409	" " " Screw.....
2523	1410	" " " Steady Pin.....
21624	1409	" " Ring.....
2532	1409	" " " Position Pin.....
2533	1409	" " " Spring.....
648D	1409	" " " " Screw.....
21625	1409	Shuttle Race (flexible) complete, Nos. 648D, 662D, 2523, 2533, 21622 to 21624 and two 2532.....
171F	1406	Shuttle Race Screw.....
21642	1416	Starting Lever.....
21646	—	Starting Lever complete, Nos. 717c, 913c, 1520E, 1638E, 14206, 21642, 21643, 21645, 21649, 21651, 43583, two each 159F, 399F and three 14277.....
21643	1421	Starting Lever Belt Shifter.....
159F	1414	" " " " Set Screw....
21644	1416	" " Bracket.....
8582	1413	" " " Dowel Pin.....
123E	1415	" " " Screw.....
21645	1421	" " Cushion (rawhide).....
399F	1415	" " " Screw.....
564C	1415	" " Screw Centre.....
1508E	1415	" " " " Nut.....
14174	1404	" " Spring.....
717C	1415	" " Stop Screw.....
1520E	1414	" " " " Nut.....
14206	1413	" " Trip Stud.....
159F	1414	" " " " Set Screw.....
21610	1403	Stitch Forming Cam, $2\frac{53}{64}$ in. diam. (17 teeth) with 457c and 21584.....
14250	1419	Stitch Forming Cam Driver.....
21707	1419	" " " " Cam with 448c and 765c.....
765c	1415	Stitch Forming Cam Driver Cam Position Screw.....
448c	1407	Stitch Forming Cam Driver Cam Set Screw.....
14253	1426	Stitch Forming Cam Driver Sliding Block

NO.	PLATE	NAME
810E	1426	Stitch Forming Cam Driver Sliding Block Cap Screw.....
21584	1413	Stitch Forming Cam Trip Stud.....
457C	1405	" " " " " Set Screw
21647	1419	Stop Cam with 21652.....
43583	1420	" " Interlocking Rod.....
21649	1421	" " " " Guide with 1070c.....
1070C	1415	Stop Cam Interlocking Rod Guide Set Screw.....
14277	1426	Stop Cam Interlocking Rod Guide Washer (rawhide).....
21651	1419	Stop Cam Interlocking Rod Spring.....
913C	1432	" " " " " Regu- lating Thumb Screw.....
1638E	1432	Stop Cam Interlocking Rod Spring Regu- lating Thumb Screw Nut.....
21652	1421	Stop Cam Pin.....
21615	1404	" " Spring (long).....
21616	1404	" " " (short).....
21653	1419	" " " Cover.....
997E	1415	" " " " Screw.....
21617	1408	" " " Stop Block.....
871E	1414	" " " " " Screw.....
2921	1412	Tension Disc.....
1560C	1412	" Regulating Thumb Nut.....
20037	1412	" Releaser.....
21606	1412	" Releasing Lever.....
90D	1412	" " " Hinge Screw....
413C	1412	" Screw Stud.....
2923	1412	" Spring.....
12149	1412	" Thread Guard.....
21706	1428	Thread Cutter.....
1053D	1428	" " Screw.....
21577	1413	" Eyelet (side of arm).....
52454	1468	" Retainer.....
50429C	1468	" " Set Screw.....
*43764	—	" Take-up Cam.....
21578	1402	" " " 43764 with 446c..
3012	1413	" " " Pin.....
446C	1414	" " " Set Screw.....
*21579	1412	" " Lever with 1819.....
43673	—	" " " 21579 with 76c...
76C	1412	" " " Hinge Screw....
1819	1412	" " " Roller and Stud..
8511	1412	" " Spring.....
7336	1412	" " " Regulator.....

NO.	PLATE	NAME
448c	1407	Thread Take-up Spring Regulator Set Screw.....
21583	1400	Trip Lever.....
24D	1414	" " Hinge Screw.....
13224	1413	" " Spring.....

MACHINE No. 58-5

FOR SHOE BUTTONS. MAKES TEN STITCHES IN BUTTON SHANK, SEVEN STITCHES BETWEEN BUTTONS. GREATEST DISTANCE BETWEEN BUTTONS, 1¼ INCHES.

(OBSOLETE)

This Machine is the same as 58-3, with the following exceptions:

NO.	PLATE	NAME
21620	1403	Stitch Forming Cam, 2 $\frac{53}{64}$ in. diam. (17 teeth) with 457c and 21584, in place of 21588.....
14250	1419	Stitch Forming Cam Driver, in place of 21660.....
21707	1419	Stitch Forming Cam Driver Cam with 448c and 765c, in place of 21708.....

LIST OF PARTS COMPLETE
FOR
MACHINE No. 58-9

FOR REGULAR AND MILO SHOE BUTTONS. HAS AUTOMATIC
ADJUSTABLE BUTTON CARRIER FOR DIFFERENT SIZE
BUTTONS. MAKES TWELVE STITCHES IN THE BUTTON
SHANK AND FOUR FASTENING STITCHES. NO STITCHES
BETWEEN BUTTONS.

(OBSOLETE)

NO.	PLATE	NAME
*43550	—	Arm and Cylinder with 21503.....
21633	1416	" Shaft.....
*21503	—	" " Bushing (front).....
21634	1419	" " Flanged Bushing (back).....
437C	1415	" " " " " Adjust- ing Screw.....
1517E	1415	Arm Shaft Flanged Bushing (back) Ad- justing Screw Nut.....
448C	1407	Arm Shaft Flanged Bushing (back) Set Screw.....
1069D	1415	Arm Shaft Screw.....
23373	1424	Belt Cover.....
43584	1424	" " Bracket with 871E and 43585
871E	1414	" " " Screw Stud.....
43585	1426	" " " Stud.....
217F	1436	" " Screw.....
43579	1428	Button Carrier.....
43580	1428	Button Carrier complete, Nos. 90D, 228D, 11193, 43579, 43581 and 43582.....
43581	1428	Button Carrier Adjusting Lever.....
90D	1428	" " " " Hinge Screw
1961	1428	" " " " Roller and Screw Stud with 1521E and 9525.....
1521E	1428	Button Carrier Adjusting Lever Roller and Screw Stud Nut.....
9525	1428	Button Carrier Adjusting Lever Roller and Screw Stud Nut Washer.....
43582	1428	Button Carrier Adjusting Lever Spring....
228D	1428	" " " " " Screw
11193	1428	" " " " " Stop Pin
21505	1401	" " Bar.....
21506	1405	" " " Collar with 457c.....
457c	1405	" " " " Set Screw.....

NO.	PLATE	NAME
43586	—	Button Carrier Bar Connecting Rod.....
43587	1425	“ “ “ “ “ 43586 with 14026 and 43557.....
1518E	1408	Button Carrier Bar Connecting Rod Lock Nut.....
1721E	1425	Button Carrier Bar Connecting Rod Nut..
3100	1401	“ “ “ “ “ Spring
43556	1425	“ “ “ “ “ “ Collar with two 207K.....
207K	1405	Button Carrier Bar Connecting Rod Spring Collar Set Screw.....
43669	1469	Button Carrier Bar Connecting Rod Stop with 643E, 1518E and 43670.....
43670	1469	Button Carrier Bar Connecting Rod Stop Stud.....
643E	1469	Button Carrier Bar Connecting Rod Stop Adjusting Screw.....
1518E	1408	Button Carrier Bar Connecting Rod Stop Adjusting Screw Nut.....
448C	1407	Button Carrier Bar Connecting Rod Stop Set Screw.....
43557	1425	Button Carrier Bar Connection.....
646F	1406	“ “ “ “ Hinge Screw
43558	1425	“ “ “ “ Joint with 157D.....
157D	1406	Button Carrier Bar Connection Joint Clamping Screw.....
2049	1407	Button Carrier Bar Connection Joint Pin
14026	1406	“ “ “ “ Pin.....
43520	1425	“ “ “ Stop with 1253C....
1253C	1425	“ “ “ “ Clamping Screw
43521	1425	“ “ Holder with 209F.....
2049	1407	“ “ “ Pin.....
209F	1406	“ “ “ Set Screw.....
172F	1406	“ “ “ Screw.....
21513	1402	“ Feed Lever.....
802C	1414	“ “ “ Hinge Screw.....
1887	—	“ “ “ Roller and Screw Stud
1906	1415	“ “ “ “ “ “ 1887 with 1520E and 14017.....
1520E	1414	Button Feed Lever Roller and Screw Stud Nut.....
14017	1413	Button Feed Lever Roller and Screw Stud Nut Washer.....
43588	1425	Button Guide with 43589 and two 1053D
21597	1405	“ “ Adjusting Block.....
43589	1425	“ “ Extension.....

NO.	PLATE	NAME
1053D	1425	Button Guide Extension Screw.....
715D	1425	“ “ Thumb Screw.....
43560	1425	“ Retaining Spring, for Nos. 3¾ to 5½ buttons.....
207F	1405	Button Retaining Spring Screw.....
43562	1425	“ “ “ “ Washer...
43563	1426	“ Switch Stud (lower).....
460C	1407	“ “ “ “ Set Screw...
43564	1426	“ “ “ (upper).....
1019C	1426	“ “ “ “ Set Screw...
43565	1420	Chute Cover with 50079D.....
1711J	1426	“ “ Lock Nut.....
50079D	1426	“ “ Screw Stud.....
43566	1426	“ “ Spring.....
1538D	1426	“ “ Thumb Nut.....
43567	1420	“ Frame with 89D, 793D, 43570 and 50079D.....
207F	1405	Chute Screw (lower).....
171F	1406	“ “ (upper).....
43568	1420	“ Support Bracket.....
43569	1426	“ “ “ Washer.....
43570	1426	“ Tip.....
89D	1426	“ “ Hinge Screw.....
793D	1426	“ “ Thumb Screw.....
43571	—	Chute complete, Nos. 207F, 43560, 43562, 43565, 43567 and two each 1538D, 1711J and 43566.....
12108	1400	Crank Connecting Rod with 4349 and two 158E.....
*4349	—	Crank Connecting Rod Cap.....
158E	1414	“ “ “ “ Screw.....
375C	1408	“ “ “ Hinge Screw.....
1518E	1408	“ “ “ “ Nut
43572	1424	Hopper Base with 460C, 1019C, 2273, 43563, 43564 and 50024E.....
944D	1414	Hopper Base Screw.....
21538	—	“ Brush.....
21539	1402	“ “ Carrier.....
21540	1412	“ “ “ Pawl.....
946D	1412	“ “ “ “ Hinge Screw
21541	1412	“ “ “ “ Spring.....
103D	1412	“ “ “ “ “ Screw
21542	1402	“ “ “ Shaft.....
21543	1405	“ “ “ “ Collar with 450C.....
450C	1405	Hopper Brush Carrier Shaft Collar Set Screw.....

NO.	PLATE	NAME
21544	1402	Hopper Brush Carrier Shaft Worm Wheel with two 448c.....
448c	1407	Hopper Brush Carrier Shaft Worm Wheel Set Screw.....
43671	1469	Hopper Brush Carrier Worm with 445c and 888c.....
43672	1469	Hopper Brush Carrier Worm Adjusting Collar with two 458c.....
458c	1469	Hopper Brush Carrier Worm Adjusting Collar Set Screw.....
888c	1415	Hopper Brush Carrier Worm Position Screw.....
445c	1414	Hopper Brush Carrier Worm Set Screw...
21603	1413	" " Lifter.....
43511	1420	" Gate.....
50024E	1415	" " Screw Stud.....
2273	1427	" " " " Pin.....
1538D	1415	" " Thumb Nut.....
43573	1424	" Rim.....
217J	1432	" " Screw.....
43574	—	Hopper complete, Nos. 103D, 715D, 946D, 1538D, 21539 to 21544, 21597, 43511, 43571 to 43573, 43588, two each 171F, 21603, four 217J and six 21538.....
21549	1401	Needle Bar with 857c.....
*3045	1408	" " Connecting Link.....
377C	1408	" " " " Hinge Screw
1518E	1408	" " " " " " " " Nut.....
21629	1408	Needle Bar Connecting Stud with 155c...
155c	1408	" " " " Set Screw...
21550	1402	" " Frame.....
21551	1402	" " " Driving Lever.....
802C	1414	" " " " " Hinge Screw.....
1887	—	Needle Bar Frame Driving Lever Roller and Screw Stud.....
1906	1415	Needle Bar Frame Driving Lever Roller and Screw Stud 1887 with 1520E and 14017.....
1520E	1414	Needle Bar Frame Driving Lever Roller and Screw Stud Nut.....
14017	1413	Needle Bar Frame Driving Lever Roller and Screw Stud Nut Washer.....
43534	1429	Needle Bar Frame Pitman Connection (frame end).....


NO.	PLATE	NAME
43535	1429	Needle Bar Frame Pitman Connection (lever end).....
191F	1414	Needle Bar Frame Pitman Connection Screw.....
43536	1429	Needle Bar Frame Pitman (adjustable) complete, Nos. 43534, 43535 and two 191F.....
377C	1408	Needle Bar Frame Pitman Hinge Screw
1518E	1408	" " " " " "
		Nut.....
577C	1414	Needle Bar Frame Screw Centre (lower) . .
1517E	1414	" " " " " " Nut
945F	1414	" " " " " (upper) . .
1517D	1414	" " " " " " Nut
21553	1413	" " " Thread Eyelet.....
219D	1443	" " " " " Screw . .
21554	1413	" " Thread Eyelet.....
665D	1414	" " " " " Screw.....
43575	1427	" Plate with 43547 and two 1053D. . .
691F	1411	" " Screw.....
857C	1414	" Set Screw.....
*21555	1402	Oscillating Rock Shaft.....
21630	—	" " " 21555 with 4784 and 12388.....
12388	1402	Oscillating Rock Shaft Hinge Pin.....
448C	1407	" " " " " Set Screw
4784	1413	" " " Oil Pad.....
21556	1400	" Shaft.....
21557	1410	" " Crank with 460c and 1921
2049	1407	" " " Pin.....
1921	1415	" " " Roller and Stud. . .
460C	1407	" " " Set Screw.....
43576	1429	Presser Bar.....
21559	1406	" " Lifting Bracket with 446c. . .
446C	1414	" " " " " Set Screw. . .
43728	1437	" " " Lever with 119c, 1528J and 1810.....
119c	1415	Presser Bar Lifting Lever Adjusting Screw
1528J	1414	" " " " " "
		Nut.....
65c	1414	Presser Bar Lifting Lever Hinge Screw. . .
1810	1415	" " " " " Roller and Stud
21586	1400	" " " " " Spring.....
191c	1414	" " " " " " Screw. . .
21709	1420	" " " " " (intermediate) with 1419c, 1521E, 1611E and 21710. . .

NO.	PLATE	NAME
21700	1426	Presser Bar Lifting Lever (intermediate) Hinge Stud.....
448C	1407	Presser Bar Lifting Lever (intermediate) Hinge Stud Set Screw.....
1419C	1426	Presser Bar Lifting Lever (intermediate) Trip Stud.....
1521E	1426	Presser Bar Lifting Lever (intermediate) Trip Stud Lock Nut.....
1611E	1426	Presser Bar Lifting Lever (intermediate) Trip Stud Nut.....
21710	1426	Presser Bar Lifting Lever (intermediate) Trip Stud Spring.....
11167	1401	Presser Bar Spring.....
11170	1413	" " " Washer.....
43577	1427	" Foot with 1302D and 43578.....
43578	1427	" " Button Shank Guide.....
1302D	1427	" " " " " Screw
172C	1406	" " Screw.....
688J	1415	Pressure Regulating Thumb Screw.....
66085	1473	Pulley (loose).....
21639	1419	" (tight).....
21640	—	Pulley (tight) complete, Nos. 871E, 21615 to 21617, 21639, 21647, 21653 and two 997E.....
23668	1410	Pulley (tight) Pin.....
21641	—	Pulleys complete, Nos. 21640 and 66085..
2996	1410	Shuttle Bobbin.....
62739	—	" " Case.....
15140	1410	" " " Latch.....
2973	1410	" " " " Lever.....
2974	1410	" " " " " Fulcrum Pin.....
2975	1410	Shuttle Bobbin Case Latch Spring.....
592E	1410	" " " " Stop Screw..
15141	1410	Shuttle Bobbin Case Hinge, Nos. 2973, 2974 and 15140.....
15027	1410	Shuttle Bobbin Case Position Finger.....
2523	1410	" " " " " Rivet
15277	1410	Shuttle Bobbin Case complete, Nos. 591F, 592E, 2523, 2975, 15027, 15141, 15278 and 62739.....
21562	1410	Shuttle Body.....
591F	1410	" Tension Regulating Screw.....
15278	1410	" " Spring.....
21561	1410	Shuttle, 1 $\frac{11}{16}$ in. diam., Nos. 2996, 15277 and 21562.....

NO.	PLATE	NAME
21563	1410	Shuttle Driver and Feed Lifting Cam.....
2049	1407	" " " " " " Pin..
43542	—	" Race Body.....
43543	1430	" " Cap.....
662D	1409	" " " Screw.....
2523	1410	" " " Steady Pin.....
43544	1430	" " Ring.....
18413	1430	" " " Spring.....
1289D	1430	" " " " Screw.....
43545	1430	Shuttle Race (flexible) complete, Nos. 662D, 2523, 43542 to 43544 and two each 1289D and 18413.....
171F	1406	Shuttle Race Screw.....
21642	1416	Starting Lever.....
21646	—	Starting Lever complete, Nos. 717c, 913c, 1520E, 1638E, 14206, 21642, 21643, 21645, 21649, 21651, 43583, two each 159F, 399F and three 14277.....
21643	1421	Starting Lever Belt Shifter.....
159F	1414	" " " " Set Screw....
21644	1416	" " Bracket.....
8582	1413	" " " Dowel Pin.....
123E	1415	" " " Screw.....
21645	1421	" " Cushion (rawhide).....
399F	1415	" " " Screw.....
564C	1415	" " Screw Centre.....
1508E	1415	" " " " Nut.....
14174	1404	" " Spring.....
717c	1415	" " Stop Screw.....
1520E	1414	" " " " Nut.....
14206	1413	" " Trip Stud.....
159F	1414	" " " " Set Screw.....
43546	1429	Stitch Forming Cam, 2 $\frac{5}{8}$ in. diam. (17 teeth) with 465c and 21584.....
14250	1419	Stitch Forming Cam Driver.....
21707	1419	" " " " " Cam with 448c and 765c.....
765c	1415	Stitch Forming Cam Driver Cam Position Screw.....
448c	1407	Stitch Forming Cam Driver Cam Set Screw.....
14253	1426	Stitch Forming Cam Driver Sliding Block
810E	1426	" " " " " " "
		Cap Screw.....
21584	1413	Stitch Forming Cam Trip Stud.....
465c	1432	" " " " " Set Screw

NO.	PLATE	NAME
21647	1419	Stop Cam with 21652.....
43583	1420	“ “ Interlocking Rod.....
21649	1421	“ “ “ “ Guide with 1070c.....
1070c	1415	Stop Cam Interlocking Rod Guide Set Screw.....
14277	1426	Stop Cam Interlocking Rod Guide Washer (rawhide).....
21651	1419	Stop Cam Interlocking Rod Spring.....
913c	1432	“ “ “ “ “ Regu- lating Thumb Screw.....
1638E	1432	Stop Cam Interlocking Rod Spring Regu- lating Thumb Screw Nut.....
21652	1421	Stop Cam Pin.....
21615	1404	“ “ Spring (long).....
21616	1404	“ “ “ (short).....
21653	1419	“ “ “ Cover.....
997E	1415	“ “ “ “ Screw.....
21617	1408	“ “ “ Stop Block.....
871E	1414	“ “ “ “ “ Screw.....
2921	1412	Tension Disc.....
1560c	1412	“ Regulating Thumb Nut.....
20037	1412	“ Releaser.....
21606	1412	“ Releasing Lever.....
90d	1412	“ “ “ Hinge Screw....
413c	1412	“ Screw Stud.....
2923	1412	“ Spring.....
12149	1412	“ Thread Guard.....
43547	1427	Thread Cutter.....
1053d	1425	“ “ Screw.....
21577	1413	“ Eyelet (side of arm).....
52454	1468	“ Retainer.....
50429c	1468	“ “ Set Screw.....
*43764	—	“ Take-up Cam.....
21578	1402	“ “ “ 43764 with 446c...
3012	1413	“ “ “ Pin.....
446c	1414	“ “ “ Set Screw.....
*21579	1412	“ “ “ Lever with 1819.....
43673	—	“ “ “ 21579 with 76c...
76c	1412	“ “ “ Hinge Screw....
1819	1412	“ “ “ Roller and Stud..
8511	1412	“ “ “ Spring.....
7336	1412	“ “ “ Regulator.....
448c	1407	“ “ “ “ Set Screw
21583	1400	Trip Lever.....
24d	1414	“ “ “ Hinge Screw.....
13224	1413	“ “ “ Spring.....

**LIST OF PARTS COMPLETE
FOR**



MACHINE No. 58-11

FOR REGULAR AND MILO SHOE BUTTONS. HAS AUTOMATIC ADJUSTABLE BUTTON CARRIER AND AUTOMATIC THREAD CUTTING DEVICE FOR CUTTING THE NEEDLE THREAD. MAKES FOURTEEN STITCHES IN THE BUTTON SHANK AND TWO FASTENING STITCHES. NO STITCHES BETWEEN BUTTONS.

(OBSOLETE)

NO.	PLATE	NAME
*43676	—	Arm and Cylinder with 21503.....
43677	1434	“ Shaft.....
*21503	—	“ “ Bushing (front).....
21634	1438	“ “ Flanged Bushing (back).....
437c	1450	“ “ “ “ “ Adjust- ing Screw.....

NO.	PLATE	NAME
1517E	1450	Arm Shaft Flanged Bushing (back) Adjusting Screw Nut.....
448c	1443	Arm Shaft Flanged Bushing (back) Set Screw.....
1069D	1450	Arm Shaft Screw.....
23373	1434	Belt Cover.....
43584	1434	" " Bracket with 871E and 43585
871E	1449	" " " Screw Stud.....
43585	1451	" " " Stud.....
217F	1436	" " Screw.....
43592	1435	Button Carrier.....
66106	—	" " 43592 with 43607, 66061 and 66104.....
66107	—	Button Carrier 66106 with 2269, 43609 and 43612.....
43594	1435	Button Carrier Adjusting Arm with 1483D
1483D	1475	" " " " Clamping Screw.....
43595	1437	Button Carrier Lever.....
66038	1468	" " " Connection (latch end) with 43604.....
43597	1438	Button Carrier Lever Connection (lever end) with 43604.....
66084	1475	Button Carrier Lever Connection Adjusting Collar with 454c.....
454c	1435	Button Carrier Lever Connection Adjusting Collar Set Screw.....
27795	1475	Button Carrier Lever Connection Adjusting Collar Set Screw Washer.....
50618D	1475	Button Carrier Lever Connection Hinge Screw.....
1637E	1450	Button Carrier Lever Connection Hinge Screw Nut.....
66069	1468	Button Carrier Lever Connection Latch
184D	1439	" " " " " " Hinge Screw.....
24872	1468	Button Carrier Lever Connection Latch Spring.....
50174c	1435	Button Carrier Lever Connection Latch Trip Screw Stud.....
1520E	1435	Button Carrier Lever Connection Latch Trip Screw Stud Nut.....
43603	1438	Button Carrier Lever Connection Spring
43604	1435	" " " " " " Stud.....

NO.	PLATE	NAME
66070	—	Button Carrier Lever Connection complete, Nos. 184D, 24872, 27795, 43597, 43603, 66068, 66069 and 66084.....
802D	1449	Button Carrier Lever Hinge Screw.....
2269	1451	" " Pin.....
66061	1468	" " Plate.....
43607	1435	" " " Hinge Pin.....
66104	1475	" " " Spring.....
43609	1441	" " Rod.....
43610	1435	" " " Adjusting Collar with 457c.....
457c	1435	Button Carrier Rod Adjusting Collar Set Screw.....
43611	1435	Button Carrier Rod Adjusting Collar Set Screw Lock Stud.....
43612	1435	Button Carrier Rod Head with 457c.....
457c	1435	" " " " Set Screw.....
50618D	1475	" " " Hinge Screw.....
1637E	1450	" " " " " Nut...
66064	1469	" " Supporting Arm.....
66071	—	" " " " 66064 with 43594 and 43616.....
2269	1451	Button Carrier Supporting Arm Pin.....
43614	1436	" " " " Shaft.....
66072	—	" " " " " 43614 with 2269 and 66071.....
732D	1436	Button Carrier Supporting Arm Shaft Cap Screw.....
43615	1436	Button Carrier Supporting Arm Shaft Cap Screw Washer.....
43616	1435	Button Carrier Supporting Stud with 175D
233D	1435	" " " " Cap Screw
43617	1435	" " " " " " Washer.....
175D	1435	Button Carrier Supporting Stud Clamping Screw.....
43588	1436	Button Guide with 43589 and two 1053D..
21597	1436	" " Adjusting Block.....
43589	1436	" " Extension.....
1053D	1436	" " " Screw.....
715D	1436	" " Thumb Screw.....
43680	1435	" Retaining Spring.....
337D	1444	" " " Screw.....
43681	1436	" Switch Plate (back).....
1302D	1436	" " " " Screw.....
43682	1436	" " " (front).....
1302D	1436	" " " " Screw.....

NO.	PLATE	NAME
43563	1436	Button Switch Stud.....
460C	1448	“ “ “ Set Screw.....
43731	1437	Chute Cover with 50079D.....
1711J	1450	“ “ Lock Nut.....
50079D	1449	“ “ Screw Stud.....
43566	1436	“ “ Spring.....
1538D	1450	“ “ Thumb Nut.....
43620	1437	“ Frame with 50079D.....
207F	1447	“ “ Screw (lower).....
171F	1449	“ “ “ (upper).....
43621	1436	“ Support Bracket.....
43569	1436	“ “ “ Washer.....
43622	—	Chute complete, Nos. 43620, 43731 and two each 1538D, 1711J and 43566.....
12108	1437	Crank Connecting Rod with 4349 and two 158E.....
*4349	—	Crank Connecting Rod Cap.....
158E	1450	“ “ “ “ Screw.....
375C	1450	“ “ “ Hinge Screw.....
1518E	1450	“ “ “ “ “ Nut
43683	1434	Hopper Base with 460c, 2273, 43563, 43635, 43681, 43682, 50024E and five 1302D.....
944F	1449	Hopper Base Screw.....
21538	—	“ Brush.....
21539	1438	“ “ Carrier.....
43624	1440	“ “ “ Eccentric with two 456c.....
456c	1440	Hopper Brush Carrier Eccentric Set Screw
43625	1440	“ “ “ Forked Connection with 457c.....
457c	1435	Hopper Brush Carrier Forked Connection Set Screw.....
43684	1440	Hopper Brush Carrier Forked Connection Shaft.....
43685	1440	Hopper Brush Carrier Forked Connection Shaft Bushing.....
448c	1443	Hopper Brush Carrier Forked Connection Shaft Bushing Set Screw.....
43804	1440	Hopper Brush Carrier Forked Connection Shaft Collar with 1253c.....
1253c	1440	Hopper Brush Carrier Forked Connection Shaft Collar Set Screw.....
43628	1440	Hopper Brush Carrier Handle.....
14026	1451	“ “ “ “ Pin.....
946D	1440	“ “ “ “ Screw.....
21542	1438	“ “ “ Shaft.....

NO.	PLATE	NAME
43629	1438	Hopper Brush Carrier Shaft Ratchet Wheel
66057	—	“ “ “ “ “ “
		43629 with 2049, 43637, 43765 and two 171F.....
43630	1438	Hopper Brush Carrier Shaft Ratchet Wheel Brake Lever.....
*43765	—	Hopper Brush Carrier Shaft Ratchet Wheel Brake Lever 43630 with 43631..
43631	1440	Hopper Brush Carrier Shaft Ratchet Wheel Brake Lever Block.....
43632	1440	Hopper Brush Carrier Shaft Ratchet Wheel Brake Lever Block Pin.....
43633	1440	Hopper Brush Carrier Shaft Ratchet Wheel Brake Lever Block Spring.....
436c	1475	Hopper Brush Carrier Shaft Ratchet Wheel Brake Lever Block Spring Ad- justing Screw.....
1517E	1415	Hopper Brush Carrier Shaft Ratchet Wheel Brake Lever Block Spring Ad- justing Screw Nut.....
43634	1440	Hopper Brush Carrier Shaft Ratchet Wheel Brake Lever Spring.....
43635	1440	Hopper Brush Carrier Shaft Ratchet Wheel Brake Lever Spring Hook.....
43727	1440	Hopper Brush Carrier Shaft Ratchet Wheel Brake Lever Stop Bracket
190D	1440	Hopper Brush Carrier Shaft Ratchet Wheel Brake Lever Stop Bracket Screw
43637	1438	Hopper Brush Carrier Shaft Ratchet Wheel Hub with two 454c.....
454c	1435	Hopper Brush Carrier Shaft Ratchet Wheel Hub Set Screw.....
43638	1439	Hopper Brush Carrier Shaft Ratchet Wheel Lever.....
43639	1439	Hopper Brush Carrier Shaft Ratchet Wheel Lever Guide Bracket.....
190D	1440	Hopper Brush Carrier Shaft Ratchet Wheel Lever Guide Bracket Screw.....
184D	1439	Hopper Brush Carrier Shaft Ratchet Wheel Lever Guide Screw.....
184D	1439	Hopper Brush Carrier Shaft Ratchet Wheel Lever Hinge Screw.....
43640	1439	Hopper Brush Carrier Shaft Ratchet Wheel Lever Pawl with 2273.....
184D	1439	Hopper Brush Carrier Shaft Ratchet Wheel Lever Pawl Hinge Screw.....

NO.	PLATE	NAME
43641	1439	Hopper Brush Carrier Shaft Ratchet Wheel Lever Pawl Spring.....
2273	1451	Hopper Brush Carrier Shaft Ratchet Wheel Lever Pawl Spring Pin.....
229D	1439	Hopper Brush Carrier Shaft Ratchet Wheel Lever Pawl Spring Screw.....
2049	1448	Hopper Brush Carrier Shaft Ratchet Wheel Pin.....
171F	1449	Hopper Brush Carrier Shaft Ratchet Wheel Screw.....
21603	1440	Hopper Brush Lifter.....
43511	1438	" Gate.....
50024E	1449	" " Screw Stud.....
2273	1451	" " " " Pin.....
1538D	1450	" " Thumb Nut.....
43573	1434	" Rim.....
217J	1432	" " Screw.....
43642	1438	" Washer.....
43689	—	Hopper complete, Nos. 436c, 715D, 946D, 1517E, 1538D, 14026, 21539, 21542, 21597, 43511, 43573, 43588, 43622, 43628, 43632 to 43634, 43639, 43642, 43683, 43727, 66057, two each 171F, 21603, four each 190D, 217J and six 21538....
21549	1441	Needle Bar with 857c.....
*3045	1408	" " Connecting Link.....
43726	—	" " " " 3045 with 43644.....
377C	1450	Needle Bar Connecting Link Hinge Screw
1518E	1450	" " " " " "
		Nut.....
43644	1443	Needle Bar Connecting Stud with 187D..
187D	1443	" " " " Clamping Screw.....
43645	1442	Needle Bar Frame.....
*43690	1442	" " " Cam with 448c.....
66065	—	" " " " " two 448c...
43691	1442	" " " " Cover.....
158E	1450	" " " " " Screw....
23668	1451	" " " " Pin.....
448C	1443	" " " " Set Screw.....
43692	1441	" " " " Shaft.....
43693	1442	" " " " Worm with 448c and 50243c.....
50243c	1449	Needle Bar Frame Cam Worm Position Screw.....
448c	1443	Needle Bar Frame Cam Worm Set Screw

NO.	PLATE	NAME
43694	1442	Needle Bar Frame Cam Worm Wheel with 448c and 50243c.....
50243c	1449	Needle Bar Frame Cam Worm Wheel Position Screw.....
448c	1443	Needle Bar Frame Cam Worm Wheel Set Screw.....
43695	1439	Needle Bar Frame Driving Arm with 200c and 51803.....
2022	1469	Needle Bar Frame Driving Arm Pin.....
51803	1439	" " " " " Roller and Stud.....
200c	1468	Needle Bar Frame Driving Arm Set Screw
43696	1439	" " " " " Shaft....
43698	1439	" " " Pitman Arm.....
2022	1469	" " " " " Pin.....
679c	1443	" " " " Ball Screw Stud (arm end).....
1520E	1435	Needle Bar Frame Pitman Ball Screw Stud (arm end) Nut.....
777c	1443	Needle Bar Frame Pitman Ball Screw Stud (frame end).....
1518E	1450	Needle Bar Frame Pitman Ball Screw Stud (frame end) Nut.....
*66078	—	Needle Bar Frame Pitman Cap.....
171E	1449	" " " " " Screw....
*66079	—	" " " " End Bearing (arm end) for 66081.....
*66080	—	Needle Bar Frame Pitman End Bearing (frame end) for 66082.....
66081	1472	Needle Bar Frame Pitman Head (arm end) Nos. 679c, 66078, 66079 and two 171E..
66082	1472	Needle Bar Frame Pitman Head (frame end) Nos. 777c, 66078, 66080 and two 171E.....
66083	1472	Needle Bar Frame Pitman Rod.....
1722E	1472	" " " " " Nut (left hand thread).....
1723E	1472	Needle Bar Frame Pitman Rod Nut (right hand thread).....
66077	1472	Needle Bar Frame Pitman complete, Nos. 1722E, 1723E and 66081 to 66083.....
577c	1449	Needle Bar Frame Screw Centre (lower)
1517E	1450	" " " " " " "
		Nut.....
945F	1449	Needle Bar Frame Screw Centre (upper)
1517D	1450	" " " " " " "
		Nut.....

NO.	PLATE	NAME
21553	1443	Needle Bar Frame Thread Eyelet.....
219D	1443	“ “ “ “ “ Screw..
21554	1443	“ “ Thread Eyelet.....
665D	1443	“ “ “ “ “ Screw.....
43736	1444	“ Plate.....
691F	1444	“ “ Screw.....
857C	1450	“ Set Screw.....
*21555	1441	Oscillating Rock Shaft.....
21630	—	“ “ “ 21555 with 4784 and 12388.....
12388	1441	Oscillating Rock Shaft Hinge Pin.....
448C	1443	“ “ “ “ “ Set Screw
4784	1443	“ “ “ Oil Pad.....
21556	1441	“ Shaft.....
21557	1448	“ “ Crank with 460c and 1921.....
2049	1448	Oscillating Shaft Crank Pin.....
1921	1451	“ “ “ Roller and Stud..
460C	1448	“ “ “ Set Screw.....
43576	1441	Presser Bar.....
43700	1443	“ “ Lifting Bracket with 448c...
43647	1441	“ “ “ “ Guide Bar...
453C	1450	“ “ “ “ “ “ Set Screw.....
448C	1443	Presser Bar Lifting Bracket Set Screw.....
43728	1437	“ “ “ Lever with 119c, 1528J and 1810.....
119C	1449	Presser Bar Lifting Lever Adjusting Screw
1528J	1450	“ “ “ “ “ “ Nut.....
65C	1450	Presser Bar Lifting Lever Hinge Screw...
1810	1451	“ “ “ “ Roller and Stud
43702	1441	“ “ “ “ (intermediate) with 1433c, 1521E, 1611E and 21724...
21700	1443	Presser Bar Lifting Lever (intermediate) Hinge Stud.....
448C	1443	Presser Bar Lifting Lever (intermediate) Hinge Stud Set Screw.....
39303	1443	Presser Bar Lifting Lever (intermediate) Spring.....
1226E	1443	Presser Bar Lifting Lever (intermediate) Spring Screw Stud.....
1433C	1443	Presser Bar Lifting Lever (intermediate) Trip Stud.....
1521E	1450	Presser Bar Lifting Lever (intermediate) Trip Stud Lock Nut.....

NO.	PLATE	NAME
1611E	1450	Presser Bar Lifting Lever (intermediate) Trip Stud Nut.....
21724	1443	Presser Bar Lifting Lever (intermediate) Trip Stud Spring.....
11167	1441	Presser Bar Spring.....
11170	1439	" " " Washer.....
66048	—	" Foot Body.....
66073	1474	" " Bottom Plate.....
66074	1474	" " Extension.....
1477D	1444	" " " Screw.....
66075	1474	Presser Foot complete, Nos. 665D, 1477D, 43740, 66048, 66073, 66074, 66076 and four 1329D.....
172C	1444	Presser Foot Screw.....
688J	1449	Pressure Regulating Thumb Screw.....
1648E	1450	" " " " Lock Nut
66085	1473	Pulley (loose).....
43650	1445	" (tight).....
43651	—	Pulley (tight) complete, Nos. 871E, 21615 to 21617, 21647, 21653, 43650 and two 997E.....
23668	1451	Pulley (tight) Pin.....
43652	—	Pulleys complete, Nos. 43651 and 66085..
2996	1446	Shuttle Bobbin.....
66105	—	" " Case.....
15140	1446	" " " Latch.....
2973	1446	" " " " Lever.....
2974	1446	" " " " " Fulerum Pin.....
2975	1446	Shuttle Bobbin Case Latch Spring.....
592E	1446	" " " " Stop Screw...
15141	1446	Shuttle Bobbin Case Hinge, Nos. 2973, 2974 and 15140.....
4820	1446	Shuttle Bobbin Case Position Finger....
2523	1446	" " " " " Rivet
43725	1446	Shuttle Bobbin Case complete, Nos. 591F, 592E, 2523, 2975, 4820, 15141, 66105 and 224842.....
21562	1446	Shuttle Body.....
591F	1446	" Tension Regulating Screw.....
224842	1446	" " Spring.....
43654	1446	Shuttle, 1 $\frac{11}{16}$ in. diam., Nos. 2996, 21562 and 43725.....
43745	1448	Shuttle Driver.....
2049	1448	" " Pin.....
43542	—	" Race Body.....
43543	1430	" " Cap.....


NO.	PLATE	NAME
662D	1449	Shuttle Race Cap Screw.....
2523	1446	“ “ “ Steady Pin.....
43544	1430	“ “ “ Ring.....
18413	1430	“ “ “ Spring.....
1289D	1430	“ “ “ Screw.....
43545	1430	Shuttle Race (flexible) complete, Nos. 662D, 2523, 43542 to 43544 and two each 1289D and 18413.....
171F	1449	Shuttle Race Screw.....
43704	1434	Starting Lever with 641c and 51804.....
43705	—	Starting Lever complete, Nos. 159F, 717C, 913C, 1520E, 1638E, 21643, 21649, 21651, 43583, 43658, 43704, two each 158E, 640F and three 21645.....
43706	1445	Starting Lever Bell Crank with 1921.....
43707	1445	“ “ “ “ Cam with 448c
23668	1451	“ “ “ “ Pin.....
448C	1443	“ “ “ “ Set Screw
802D	1449	“ “ “ “ Hinge Screw...
1921	1451	“ “ “ “ Roller and Stud
21643	1447	“ “ Belt Shifter.....
159F	1450	“ “ “ “ Set Screw.....
21730	1434	“ “ Bracket.....
8582	1451	“ “ “ Dowel Pin.....
123E	1450	“ “ “ Screw.....
21645	1448	“ “ Cushion (rawhide).....
640F	1448	“ “ “ Screw.....
43658	1438	“ “ Extension.....
158E	1450	“ “ “ Screw.....
51804	1451	“ “ Roller and Stud.....
641c	1449	“ “ “ “ Set Screw
564c	1449	“ “ Screw Centre.....
1508E	1450	“ “ “ “ Nut.....
14174	1445	“ “ Spring.....
717c	1449	“ “ Stop Screw.....
1520E	1435	“ “ “ “ Nut.....
21647	1445	Stop Cam with 21652.....
43583	1445	“ “ Interlocking Rod.....
21649	1448	“ “ “ “ Guide with 1070c.....
1070c	1448	Stop Cam Interlocking Rod Guide Set Screw.....
21651	1445	Stop Cam Interlocking Rod Spring.....
913c	1449	“ “ “ “ “ Regu- lating Thumb Screw.....
1638E	1450	Stop Cam Interlocking Rod Spring Regu- lating Thumb Screw Nut.....

NO.	PLATE	NAME
21652	1451	Stop Cam Pin.....
21615	1445	“ “ Spring (long).....
21616	1445	“ “ “ (short).....
21653	1445	“ “ “ Cover.....
997E	1450	“ “ “ “ Screw.....
21617	1448	“ “ “ Stop Block.....
871E	1449	“ “ “ “ “ Screw.....
2102	1448	Tension Disc.....
1560C	1448	“ Regulating Thumb Nut.....
43708	1443	“ Releasing Arm.....
190D	1440	“ “ “ Screw.....
32572	1448	“ “ Disc.....
43709	1448	“ “ Pin.....
50327C	—	“ Screw Stud.....
44141	—	“ “ “ 50327c with 1560c..
2103	1448	“ Spring.....
12149	1448	“ Thread Guard.....
43756	—	Tension complete, Nos. 2103, 7336, 8511, 32572, 43709, 44141 and two 2102....
43661	1447	Thread Clamping Blade.....
43740	1444	“ “ “ Spring.....
665D	1443	“ “ “ “ Screw.....
43710	1444	“ Cutter for 43736.....
337D	1444	“ “ Screw.....
43662	1447	“ Cutting Blade.....
66076	1474	“ “ “ Cap.....
1329D	1444	“ “ “ “ Screw.....
66054	1468	“ “ “ Clamping Plate...
66055	1468	“ “ “ Connection and Holder.....
43712	1447	Thread Cutting Blade Connection (lever end).....
207F	1447	Thread Cutting Blade Connection Screw..
66056	—	Thread Cutting Blade Connection and Holder complete, Nos. 43712, 66055 and two 207F.....
86D	1449	Thread Cutting Blade Connection Hinge Screw (lever end).....
43714	1442	Thread Cutting Blade Lever with 330D and 1906.....
2049	1448	Thread Cutting Blade Lever Pin.....
1887	—	“ “ “ “ Roller and Screw Stud.....
1906	1451	Thread Cutting Blade Lever Roller and Screw Stud 1887 with 1520E and 14017
330D	1449	Thread Cutting Blade Lever Roller and Screw Stud Adjusting Screw.....

NO.	PLATE	NAME
1520E	1435	Thread Cutting Blade Lever Roller and Screw Stud Nut.....
14017	1451	Thread Cutting Blade Lever Roller and Screw Stud Nut Washer.....
43715	1447	Thread Cutting Blade Lever Shaft.....
43716	1447	“ “ “ “ “ A r m with 207F.....
2049	1448	Thread Cutting Blade Lever Shaft Arm Pin.....
1887	—	Thread Cutting Blade Lever Shaft Arm Roller and Screw Stud.....
1906	1451	Thread Cutting Blade Lever Shaft Arm Roller and Screw Stud 1887 with 1520E and 14017.....
1520E	1435	Thread Cutting Blade Lever Shaft Arm Roller and Screw Stud Nut.....
14017	1451	Thread Cutting Blade Lever Shaft Arm Roller and Screw Stud Nut Washer....
207F	1447	Thread Cutting Blade Lever Shaft Arm Set Screw.....
43717	1447	Thread Cutting Blade Lever Spring.....
161D	1447	“ “ “ “ “ Screw
9525	1447	“ “ “ “ “ “ Washer.....
50411D	1474	Thread Cutting Blade Screw.....
43719	1447	“ Eyelet (side of arm).....
190D	1440	“ “ “ “ “ Screw.....
*43764	—	“ Take-up Cam.....
21578	1441	“ “ “ 43764 with 446c...
3012	1451	“ “ “ Pin.....
446c	1450	“ “ “ Set Screw.....
*21579	1447	“ “ “ Lever with 1819.....
43673	—	“ “ “ 21579 with 76c...
76c	1450	“ “ “ Hinge Screw.....
1819	1447	“ “ “ Roller and Stud..
8511	1448	“ “ “ Spring.....
7336	1448	“ “ “ Regulator.....
453c	1450	“ “ “ “ Set Screw

LIST OF PARTS COMPLETE

FOR



MACHINE No. 58-12

FOR REGULAR AND MILO SHOE BUTTONS. HAS AUTOMATIC ADJUSTABLE BUTTON CARRIER. NO THREAD CUTTING DEVICE. MAKES FOURTEEN STITCHES IN THE BUTTON SHANK AND TWO FASTENING STITCHES. NO STITCHES BETWEEN BUTTONS.

NO.	PLATE	NAME
*43749	—	Arm and Cylinder with 21503.....
*43677	1434	“ Shaft.....
*21503	—	“ “ Bushing (front).....
21634	1438	“ “ Flanged Bushing (back).....
437c	1450	“ “ “ “ “ Adjust- ing Screw.....

NO.	PLATE	NAME
1517E	1450	Arm Shaft Flanged Bushing (back) Adjusting Screw Nut.....
448C	1443	Arm Shaft Flanged Bushing (back) Set Screw.....
1069D	1450	Arm Shaft Screw.....
23373	1434	Belt Cover.....
43584	1434	" " Bracket with 871E and 43585
871E	1449	" " " Screw Stud.....
43585	1451	" " " Stud.....
217F	1436	" " Screw.....
43592	1435	Button Carrier.....
66062	—	" " 43592 with 43607, 43608 and 66061.....
66063	—	Button Carrier 66062 with 2269, 43609 and 43612.....
43594	1435	Button Carrier Adjusting Arm with 1483D
1483D	1475	" " " " Clamping Screw.....
43595	1437	Button Carrier Lever.....
66068	1468	" " " Connection (latch end) with 43604.....
43597	1438	Button Carrier Lever Connection (lever end) with 43604.....
66084	1475	Button Carrier Lever Connection Adjusting Collar with 454c.....
454C	1435	Button Carrier Lever Connection Adjusting Collar Set Screw.....
27795	1475	Button Carrier Lever Connection Adjusting Collar Set Screw Washer.....
50618D	1475	Button Carrier Lever Connection Hinge Screw.....
1637E	1450	Button Carrier Lever Connection Hinge Screw Nut.....
66069	1468	Button Carrier Lever Connection Latch
184D	1439	" " " " " Hinge Screw.....
24872	1468	Button Carrier Lever Connection Latch Spring.....
50174C	1435	Button Carrier Lever Connection Latch Trip Screw Stud.....
1520E	1435	Button Carrier Lever Connection Latch Trip Screw Stud Nut.....
43603	1438	Button Carrier Lever Connection Spring
43604	1435	" " " " " Stud.....

NO.	PLATE	NAME
66070	—	Button Carrier Lever Connection complete, Nos. 184D, 24872, 27795, 43597, 43603, 66068, 66069 and 66084.....
802D	1449	Button Carrier Lever Hinge Screw.....
2269	1451	" " Pin.....
66061	1468	" " Plate.....
43607	1435	" " " Hinge Pin.....
43608	1435	" " " Spring.....
43609	1441	" " Rod.....
43610	1435	" " " Adjusting Collar with 457c.....
457c	1435	Button Carrier Rod Adjusting Collar Set Screw.....
43611	1435	Button Carrier Rod Adjusting Collar Set Screw Lock Stud.....
43612	1435	Button Carrier Rod Head with 457c.....
457c	1435	" " " " Set Screw.....
50618D	1475	" " " Hinge Screw.....
1637E	1450	" " " " " Nut....
66064	1469	" " Supporting Arm.....
66071	—	" " " " 66064 with 43594 and 43616.....
2269	1451	Button Carrier Supporting Arm Pin.....
43614	1436	" " " " Shaft....
66072	—	" " " " " 43614 with 2269 and 66071.....
732D	1436	Button Carrier Supporting Arm Shaft Cap Screw.....
43615	1436	Button Carrier Supporting Arm Shaft Cap Screw Washer.....
43616	1435	Button Carrier Supporting Stud with 175D
233D	1435	" " " " Cap Screw
43617	1435	" " " " " " Washer.....
175D	1435	Button Carrier Supporting Stud Clamping Screw.....
43588	1436	Button Guide with 43589 and two 1053D
21597	1436	" " Adjusting Block.....
43589	1436	" " Extension.....
1053D	1436	" " " Screw.....
715D	1436	" " Thumb Screw.....
43680	1435	" Retaining Spring.....
337D	1444	" " " Screw.....
43681	1436	" Switch Plate (back).....
1302D	1436	" " " " Screw.....
43682	1436	" " " (front).....
1302D	1436	" " " " Screw.....

NO.	PLATE	NAME
43563	1436	Button Switch Stud.....
460C	1448	“ “ “ Set Screw.....
43731	1437	Chute Cover with 50079D.....
1711J	1450	“ “ Lock Nut.....
50079D	1449	“ “ Screw Stud.....
43566	1436	“ “ Spring.....
1538D	1450	“ “ Thumb Nut.....
43620	1437	“ Frame with 50079D.....
207F	1447	“ “ Screw (lower).....
171F	1449	“ “ “ (upper).....
43621	1436	“ Support Bracket.....
43569	1436	“ “ “ Washer.....
43622	—	Chute complete, Nos. 43620, 43731 and two each 1538D, 1711J and 43566.....
12108	1437	Crank Connecting Rod with 4349 and two 158E.....
*4349	—	Crank Connecting Rod Cap.....
158E	1450	“ “ “ “ Screw.....
375C	1450	“ “ “ Hinge Screw.....
1518E	1450	“ “ “ “ “ Nut
43683	1434	Hopper Base with 460C, 2273, 43563, 43635, 43681, 43682, 50024E and five 1302D.....
944F	1449	Hopper Base Screw.....
21538	—	“ Brush.....
21539	1438	“ “ Carrier.....
43624	1440	“ “ “ Eccentric with two 456C.....
456C	1440	Hopper Brush Carrier Eccentric Set Screw
43625	1440	“ “ “ Forked Connection with 457C.....
457C	1435	Hopper Brush Carrier Forked Connection Set Screw.....
43684	1440	Hopper Brush Carrier Forked Connection Shaft.....
43685	1440	Hopper Brush Carrier Forked Connection Shaft Bushing.....
448C	1443	Hopper Brush Carrier Forked Connection Shaft Bushing Set Screw.....
43804	1440	Hopper Brush Carrier Forked Connection Shaft Collar with 1253C.....
1253C	1440	Hopper Brush Carrier Forked Connection Shaft Collar Set Screw.....
43628	1440	Hopper Brush Carrier Handle.....
14026	1451	“ “ “ “ Pin.....
946D	1440	“ “ “ “ Screw.....
21542	1438	“ “ “ Shaft.....

NO.	PLATE	NAME
43629	1438	Hopper Brush Carrier Shaft Ratchet Wheel
66057	—	“ “ “ “ “ “
		43629 with 2049, 43637, 43765 and two 171F.....
43630	1438	Hopper Brush Carrier Shaft Ratchet Wheel Brake Lever.....
*43765	—	Hopper Brush Carrier Shaft Ratchet Wheel Brake Lever 43630 with 43631..
43631	1440	Hopper Brush Carrier Shaft Ratchet Wheel Brake Lever Block.....
43632	1440	Hopper Brush Carrier Shaft Ratchet Wheel Brake Lever Block Pin.....
43633	1440	Hopper Brush Carrier Shaft Ratchet Wheel Brake Lever Block Spring.....
436c	1475	Hopper Brush Carrier Shaft Ratchet Wheel Brake Lever Block Spring Ad- justing Screw.....
1517E	1415	Hopper Brush Carrier Shaft Ratchet Wheel Brake Lever Block Spring Ad- justing Screw Nut.....
43634	1440	Hopper Brush Carrier Shaft Ratchet Wheel Brake Lever Spring.....
43635	1440	Hopper Brush Carrier Shaft Ratchet Wheel Brake Lever Spring Hook.....
43727	1440	Hopper Brush Carrier Shaft Ratchet Wheel Brake Lever Stop Bracket.....
190d	1440	Hopper Brush Carrier Shaft Ratchet Wheel Brake Lever Stop Bracket Screw
43637	1438	Hopper Brush Carrier Shaft Ratchet Wheel Hub with two 454c.....
454c	1435	Hopper Brush Carrier Shaft Ratchet Wheel Hub Set Screw.....
43638	1439	Hopper Brush Carrier Shaft Ratchet Wheel Lever.....
43639	1439	Hopper Brush Carrier Shaft Ratchet Wheel Lever Guide Bracket.....
190d	1440	Hopper Brush Carrier Shaft Ratchet Wheel Lever Guide Bracket Screw.....
184d	1439	Hopper Brush Carrier Shaft Ratchet Wheel Lever Guide Screw.....
184d	1439	Hopper Brush Carrier Shaft Ratchet Wheel Lever Hinge Screw.....
43640	1439	Hopper Brush Carrier Shaft Ratchet Wheel Lever Pawl with 2273.....
184d	1439	Hopper Brush Carrier Shaft Ratchet Wheel Lever Pawl Hinge Screw.....

NO.	PLATE	NAME
43641	1439	Hopper Brush Carrier Shaft Ratchet Wheel Lever Pawl Spring.....
2273	1451	Hopper Brush Carrier Shaft Ratchet Wheel Lever Pawl Spring Pin.....
229D	1439	Hopper Brush Carrier Shaft Ratchet Wheel Lever Pawl Spring Screw.....
2049	1448	Hopper Brush Carrier Shaft Ratchet Wheel Pin.....
171F	1449	Hopper Brush Carrier Shaft Ratchet Wheel Screw.....
21603	1440	Hopper Brush Lifter.....
43511	1438	" Gate.....
50024E	1449	" " Screw Stud.....
2273	1451	" " " " Pin.....
1538D	1450	" " Thumb Nut.....
43573	1434	" Rim.....
217J	1432	" " Screw.....
43642	1438	" Washer.....
43689	—	Hopper complete, Nos. 436c, 715D, 946D, 1517E, 1538D, 14026, 21539, 21542, 21597, 43511, 43573, 43588, 43622, 43628, 43632 to 43634, 43639, 43642, 43683, 43727, 66057, two each 171F, 21603, four each 190D, 217J and six 21538.....
21549	1441	Needle Bar with 857c.....
*3045	1408	" " Connecting Link.....
43726	—	" " " " 3045 with 43644.....
377C	1450	Needle Bar Connecting Link Hinge Screw
1518E	1450	" " " " " "
		Nut.....
43644	1443	Needle Bar Connecting Stud with 187D..
187D	1443	" " " " Clamping Screw.....
43645	1442	Needle Bar Frame.....
*43750	—	" " " Cam with 448c.....
66066	—	" " " " " two 448c...
43691	1442	" " " " Cover.....
158E	1450	" " " " " Screw....
23668	1451	" " " " Pin.....
448C	1443	" " " " Set Screw.....
43692	1441	" " " " Shaft.....
43693	1442	" " " " Worm with 448c and 50243c.....
50243c	1449	Needle Bar Frame Cam Worm Position Screw.....
448C	1443	Needle Bar Frame Cam Worm Set Screw..

NO.	PLATE	NAME
43694	1442	Needle Bar Frame Cam Worm Wheel with 448c and 50243c.....
50243c	1449	Needle Bar Frame Cam Worm Wheel Position Screw.....
448c	1443	Needle Bar Frame Cam Worm Wheel Set Screw.....
43695	1439	Needle Bar Frame Driving Arm with 200c and 51803.....
2022	1469	Needle Bar Frame Driving Arm Pin.....
51803	1439	" " " " " Roller and Stud.....
200c	1468	Needle Bar Frame Driving Arm Set Screw
43696	1439	" " " " " Shaft....
43698	1439	" " " " Pitman Arm.....
2022	1469	" " " " " Pin.....
679c	1443	" " " " " Ball Screw Stud (arm end).....
1520E	1435	Needle Bar Frame Pitman Ball Screw Stud (arm end) Nut.....
777c	1443	Needle Bar Frame Pitman Ball Screw Stud (frame end).....
1518E	1450	Needle Bar Frame Pitman Ball Screw Stud (frame end) Nut.....
*66078	—	Needle Bar Frame Pitman Cap.....
171E	1449	" " " " " Screw....
*66079	—	" " " " " End Bearing (arm end) for 66081.....
*66080	—	Needle Bar Frame Pitman End Bearing (frame end) for 66082.....
66081	1472	Needle Bar Frame Pitman Head (arm end) Nos. 679c, 66078, 66079 and two 171E..
66082	1472	Needle Bar Frame Pitman Head (frame end) Nos. 777c, 66078, 66080 and two 171E.....
66083	1472	Needle Bar Frame Pitman Rod.....
1722E	1472	" " " " " Nut (left hand thread).....
1723E	1472	Needle Bar Frame Pitman Rod Nut (right hand thread).....
66077	1472	Needle Bar Frame Pitman complete, Nos. 1722E, 1723E and 66081 to 66083.....
577c	1449	Needle Bar Frame Screw Centre (lower)
1517E	1450	" " " " " " " Nut.....
945F	1449	Needle Bar Frame Screw Centre (upper)
1517D	1450	" " " " " " " Nut.....

NO.	PLATE	NAME
21553	1443	Needle Bar Frame Thread Eyelet.....
219D	1443	" " " " " Screw..
21554	1443	" " Thread Eyelet.....
665D	1443	" " " " " Screw.....
43736	1444	" Plate.....
691F	1444	" " Screw.....
857C	1450	" Set Screw.....
*21555	1441	Oscillating Rock Shaft.....
21630	—	" " " 21555 with 4784 and 12388.....
12388	1441	Oscillating Rock Shaft Hinge Pin.....
448C	1443	" " " " " Set Screw
4784	1443	" " " Oil Pad.....
21556	1441	" Shaft.....
21557	1448	" " Crank with 460c and 1921
2049	1448	" " " Pin.....
1921	1451	" " " Roller and Stud...
460C	1448	" " " Set Screw.....
43576	1441	Presser Bar.....
43700	1443	" " Lifting Bracket with 44Sc...
43647	1441	" " " " Guide Bar...
453C	1450	" " " " " " Set Screw.....
448C	1443	Presser Bar Lifting Bracket Set Screw...
43728	1437	" " " Lever with 119c, 1528J and 1810.....
119C	1449	Presser Bar Lifting Lever Adjusting Screw
1528J	1450	" " " " " "
		Nut.....
65C	1450	Presser Bar Lifting Lever Hinge Screw....
1810	1451	" " " " Roller and Stud
43702	1441	" " " " (intermediate) with 1433C, 1521E, 1611E and 21724...
21700	1443	Presser Bar Lifting Lever (intermediate) Hinge Stud.....
448C	1443	Presser Bar Lifting Lever (intermediate) Hinge Stud Set Screw.....
39303	1443	Presser Bar Lifting Lever (intermediate) Spring.....
1226E	1443	Presser Bar Lifting Lever (intermediate) Spring Screw Stud.....
1433C	1443	Presser Bar Lifting Lever (intermediate) Trip Stud.....
1521E	1450	Presser Bar Lifting Lever (intermediate) Trip Stud Lock Nut.....
1611E	1450	Presser Bar Lifting Lever (intermediate) Trip Stud Nut.....

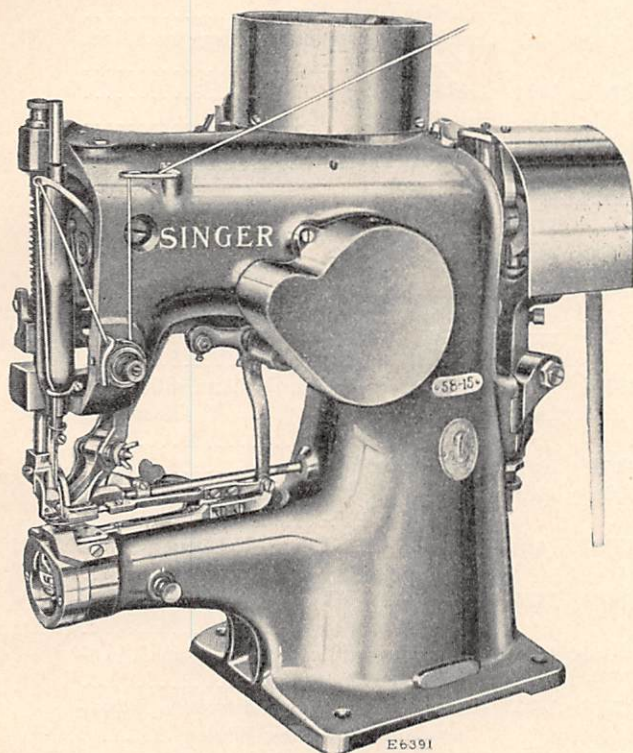
NO.	PLATE	NAME
21724	1443	Presser Bar Lifting Lever (intermediate) Trip Stud Spring.....
11167	1441	Presser Bar Spring.....
11170	1439	" " " Washer.....
43751	—	" Foot Body.....
43752	1468	" " Button Shank Guide.....
50362D	1468	" " " " " Screw.
43753	1468	" " Extension.....
1477D	1444	" " " Screw.....
43754	1468	Presser Foot complete, Nos. 1477D, 43751 to 43753 and 50362D.....
172C	1444	Presser Foot Screw.....
688J	1449	Pressure Regulating Thumb Screw.....
1648E	1450	" " " " Lock Nut.....
66085	1473	Pulley (loose).....
43650	1445	" (tight).....
43651	—	Pulley (tight) complete, Nos. 871E, 21615 to 21617, 21647, 21653, 43650 and two 997E.....
23668	1451	Pulley (tight) Pin.....
43652	—	Pulleys complete, Nos. 43651 and 66085..
2996	1446	Shuttle Bobbin.....
66105	—	" " Case.....
15140	1446	" " " Latch.....
2973	1446	" " " " Lever.....
2974	1446	" " " " " Fulcrum Pin.....
2975	1446	Shuttle Bobbin Case Latch Spring.....
592E	1446	" " " " Stop Screw..
15141	1446	Shuttle Bobbin Case Hinge, Nos. 2973, 2974 and 15140.....
4820	1446	Shuttle Bobbin Case Position Finger.....
2523	1446	" " " " " Rivet
43725	1446	Shuttle Bobbin Case complete, Nos. 591F, 592E, 2523, 2975, 4820, 15141, 66105 and 224842.....
21562	1446	Shuttle Body.....
591F	1446	" Tension Regulating Screw.....
224842	1446	" " Spring.....
43654	1446	Shuttle, $1\frac{11}{16}$ in. diam., Nos. 2996, 21562 and 43725.....
43745	1448	Shuttle Driver.....
2049	1448	" " Pin.....
43542	—	" Race Body.....
43543	1430	" " Cap.....
662D	1449	" " " Screw.....

NO.	PLATE	NAME
2523	1446	Shuttle Race Cap Steady Pin.....
43544	1430	" " Ring.....
18413	1430	" " " Spring.....
1289D	1430	" " " " Screw.....
43545	1430	Shuttle Race (flexible) complete, Nos. 662D, 2523, 43542 to 43544 and two each 1289D and 18413.
171F	1449	Shuttle Race Screw.....
43704	1434	Starting Lever with 641C and 51804.....
43705	—	Starting Lever complete, Nos. 159F, 717C, 913C, 1520E, 1638E, 21643, 21649, 21651, 43583, 43658, 43704, two each 158E, 640F and three 21645.
43706	1445	Starting Lever Bell Crank with 1921....
43707	1445	" " " " Cam with 448C
23668	1451	" " " " " Pin.....
448C	1443	" " " " " Set Screw
802D	1449	" " " " " Hinge Screw..
1921	1451	" " " " " Roller and Stud
21643	1447	" " Belt Shifter.....
159F	1450	" " " " " Set Screw....
21730	1434	" " Bracket.....
8582	1451	" " " " Dowel Pin.....
123E	1450	" " " " " Screw.....
21645	1448	" " Cushion (rawhide).....
640F	1448	" " " " " Screw.....
43658	1438	" " Extension.....
158E	1450	" " " " " Screw.....
51804	1451	" " Roller and Stud.....
641C	1449	" " " " " Set Screw
564C	1449	" " " " " Screw Centre.....
1508E	1450	" " " " " Nut.....
14174	1445	" " Spring.....
717C	1449	" " Stop Screw.....
1520E	1435	" " " " " Nut.....
21647	1445	Stop Cam with 21652.....
43583	1445	" " Interlocking Rod.....
21649	1448	" " " " " Guide with 1070c.....
1070c	1448	Stop Cam Interlocking Rod Guide Set Screw.....
21651	1445	Stop Cam Interlocking Rod Spring.....
913C	1449	" " " " " " Regu- lating Thumb Screw.....
1638E	1450	Stop Cam Interlocking Rod Spring Regu- lating Thumb Screw Nut.....

NO.	PLATE	NAME
21652	1451	Stop Cam Pin.....
21615	1445	" " Spring (long).....
21616	1445	" " " (short).....
21653	1445	" " " Cover.....
997E	1450	" " " " Screw.....
21617	1448	" " " Stop Block.....
871E	1449	" " " " " Screw.....
2102	1448	Tension Disc.....
1560C	1448	" Regulating Thumb Nut.....
43708	1443	" Releasing Arm.....
190D	1440	" " " Screw.....
32572	1448	" " Disc.....
43709	1448	" " Pin.....
50327C	—	" Screw Stud.....
44141	—	" " " 50327c with 1560c...
2103	1448	" Spring.....
12149	1448	" Thread Guard.....
43756	—	Tension complete, Nos. 2103, 7336, 8511, 32572, 43709, 44141 and two 2102....
43710	1444	Thread Cutter for 43736.....
337D	1444	" " Screw.....
43719	1447	" Eyelet (side of arm).....
190D	1440	" " " " " Screw.....
*43764	—	" Take-up Cam.....
21578	1441	" " " 43764 with 446c...
3012	1451	" " " Pin.....
446C	1450	" " " Set Screw.....
*21579	1447	" " Lever with 1819.....
43673	—	" " " 21579 with 76c...
76C	1450	" " " Hinge Screw.....
1819	1447	" " " Roller and Stud..
8511	1448	" " Spring.....
7336	1448	" " " Regulator.....
453C	1450	" " " " Set Screw

LIST OF PARTS COMPLETE

FOR



MACHINE No. 58-15

FOR REGULAR AND MILO SHOE BUTTONS. HAS AUTOMATIC ADJUSTABLE BUTTON CARRIER AND AUTOMATIC THREAD CUTTING AND THREAD NIPPING DEVICE FOR CUTTING BOTH THE NEEDLE AND BOBBIN THREADS AND HOLDING THE ENDS UNTIL THE FIRST THREE STITCHES ARE MADE. MAKES FOURTEEN STITCHES IN THE BUTTON SHANKS AND TWO FASTENING STITCHES. NO STITCHES BETWEEN BUTTONS.

NO.	PLATE	NAME
*66086	—	Arm and Cylinder with 21503.....
43677	1434	“ Shaft.....
*21503	—	“ “ Bushing (front).....
21634	1438	“ “ Flanged Bushing (back).....

NO.	PLATE	NAME
437C	1450	Arm Shaft Flanged Bushing (back) Adjusting Screw.....
1517E	1450	Arm Shaft Flanged Bushing (back) Adjusting Screw Nut.....
448C	1443	Arm Shaft Flanged Bushing (back) Set Screw.....
1069D	1450	Arm Shaft Screw.....
23373	1434	Belt Cover.....
43584	1434	" " Bracket with 871E and 43585..
871E	1449	" " " Screw Stud.....
43585	1451	" " " Stud.....
217F	1436	" " Screw.....
43592	1435	Button Carrier.....
66062	—	" " 43592 with 43607, 43608 and 66061.....
66063	—	Button Carrier 66062 with 2269, 43609 and 43612.....
43594	1435	Button Carrier Adjusting Arm with 1483D
1483D	1475	" " " " Clamping Screw.....
43595	1437	Button Carrier Lever.....
66068	1468	" " " Connection (latchend) with 43604.....
43597	1438	Button Carrier Lever Connection (lever end) with 43604.....
66084	1475	Button Carrier Lever Connection Adjusting Collar with 454c.....
454c	1435	Button Carrier Lever Connection Adjusting Collar Set Screw.....
27795	1475	Button Carrier Lever Connection Adjusting Collar Set Screw Washer.....
50618E	1475	Button Carrier Lever Connection Hinge Screw.....
1637E	1450	Button Carrier Lever Connection Hinge Screw Nut.....
66069	1468	Button Carrier Lever Connection Latch
184D	1439	" " " " " " Hinge Screw.....
24872	1468	Button Carrier Lever Connection Latch Spring.....
50174c	1435	Button Carrier Lever Connection Latch Trip Screw Stud.....
1520E	1435	Button Carrier Lever Connection Latch Trip Screw Stud Nut.....
43603	1438	Button Carrier Lever Connection Spring
43604	1435	" " " " " Stud.....

NO.	PLATE	NAME
66070	—	Button Carrier Lever Connection complete, Nos. 184d, 24872, 27795, 43597, 43603, 66068, 66069 and 66084.....
802D	1449	Button Carrier Lever Hinge Screw.....
2269	1451	" " Pin.....
66061	1468	" " Plate.....
43607	1435	" " " Hinge Pin.....
43608	1435	" " " Spring.....
43609	1441	" " Rod.....
43610	1435	" " " Adjusting Collar with 457c.....
457c	1435	Button Carrier Rod Adjusting Collar Set Screw.....
43611	1435	Button Carrier Rod Adjusting Collar Set Screw Lock Stud.....
43612	1435	Button Carrier Rod Head with 457c.....
457c	1435	" " " " Set Screw.....
50618D	1475	" " " Hinge Screw.....
1637E	1450	" " " " " Nut...
66064	1469	" " Supporting Arm.....
66071	—	" " " " 66064 with 43594 and 43616.....
2269	1451	Button Carrier Supporting Arm Pin.....
43614	1436	" " " " Shaft.....
66072	—	" " " " " 43614 with 2269 and 66071.....
732D	1436	Button Carrier Supporting Arm Shaft Cap Screw.....
43615	1436	Button Carrier Supporting Arm Shaft Cap Screw Washer.....
43616	1435	Button Carrier Supporting Stud with 175D
233D	1435	" " " " Cap Screw
43617	1435	" " " " " " Washer.....
175D	1435	Button Carrier Supporting Stud Clamping Screw.....
43588	1436	Button Guide with 43589 and two 1053D..
21597	1436	" " Adjusting Block.....
43589	1436	" " Extension.....
1053D	1436	" " " Screw.....
715D	1436	" " Thumb Screw.....
43680	1435	" Retaining Spring.....
337D	1444	" " " Screw.....
43681	1436	" Switch Plate (back).....
1302D	1436	" " " " Screw.....
43682	1436	" " " (front).....
1302D	1436	" " " " Screw.....

NO.	PLATE	NAME
43563	1436	Button Switch Stud.....
460C	1448	“ “ “ Set Screw.....
43731	1437	Chute Cover with 50079D.....
1711J	1450	“ “ Lock Nut.....
50079D	1449	“ “ Screw Stud.....
43566	1436	“ “ Spring.....
1538D	1450	“ “ Thumb Nut.....
43620	1437	“ Frame with 50079D.....
207F	1447	“ “ Screw (lower).....
171F	1449	“ “ “ (upper).....
43621	1436	“ Support Bracket.....
43569	1436	“ “ “ Washer.....
43622	—	Chute complete, Nos. 43620, 43731 and two each 1538D, 1711J and 43566.....
12108	1437	Crank Connecting Rod with 4349 and two 158E.....
*4349	—	Crank Connecting Rod Cap.....
158E	1450	“ “ “ “ Screw.....
375C	1450	“ “ “ Hinge Screw.....
1518D	1450	“ “ “ “ “ Nut
43683	1434	Hopper Base with 460C, 2273, 43563, 43635, 43681, 43682, 50024E and five 1302D.....
944F	1449	Hopper Base Screw.....
21538	—	“ Brush.....
21539	1438	“ “ Carrier.....
43624	1440	“ “ “ Eccentric with two 456C.....
456C	1440	Hopper Brush Carrier Eccentric Set Screw
43625	1440	“ “ “ Forked Connection with 457C.....
457C	1435	Hopper Brush Carrier Forked Connection Set Screw.....
43684	1440	Hopper Brush Carrier Forked Connection Shaft.....
43685	1440	Hopper Brush Carrier Forked Connection Shaft Bushing.....
448C	1443	Hopper Brush Carrier Forked Connection Shaft Bushing Set Screw.....
43804	1440	Hopper Brush Carrier Forked Connection Shaft Collar with 1253C.....
1253C	1440	Hopper Brush Carrier Forked Connection Shaft Collar Set Screw.....
43628	1440	Hopper Brush Carrier Handle.....
14026	1451	“ “ “ “ Pin.....
946D	1440	“ “ “ “ Screw.....
21542	1438	“ “ “ Shaft.....

NO.	PLATE	NAME
43629	1438	Hopper Brush Carrier Shaft Ratchet Wheel
66057	—	“ “ “ “ “ “
		43629 with 2049, 43637, 43765 and two 171F.....
43630	1438	Hopper Brush Carrier Shaft Ratchet Wheel Brake Lever.....
*43765	—	Hopper Brush Carrier Shaft Ratchet Wheel Brake Lever 43630 with 43631..
43631	1440	Hopper Brush Carrier Shaft Ratchet Wheel Brake Lever Block.....
43632	1440	Hopper Brush Carrier Shaft Ratchet Wheel Brake Lever Block Pin.....
43633	1440	Hopper Brush Carrier Shaft Ratchet Wheel Brake Lever Block Spring.....
436c	1475	Hopper Brush Carrier Shaft Ratchet Wheel Brake Lever Block Spring Ad- justing Screw.....
1517E	1415	Hopper Brush Carrier Shaft Ratchet Wheel Brake Lever Block Spring Ad- justing Screw Nut.....
43634	1440	Hopper Brush Carrier Shaft Ratchet Wheel Brake Lever Spring.....
43635	1440	Hopper Brush Carrier Shaft Ratchet Wheel Brake Lever Spring Hook.....
43727	1440	Hopper Brush Carrier Shaft Ratchet Wheel Brake Lever Stop Bracket.....
190D	1440	Hopper Brush Carrier Shaft Ratchet Wheel Brake Lever Stop Bracket Screw
43637	1438	Hopper Brush Carrier Shaft Ratchet Wheel Hub with two 454c.....
454c	1435	Hopper Brush Carrier Shaft Ratchet Wheel Hub Set Screw.....
43638	1439	Hopper Brush Carrier Shaft Ratchet Wheel Lever.....
43639	1439	Hopper Brush Carrier Shaft Ratchet Wheel Lever Guide Bracket.....
190D	1440	Hopper Brush Carrier Shaft Ratchet Wheel Lever Guide Bracket Screw.....
184D	1439	Hopper Brush Carrier Shaft Ratchet Wheel Lever Guide Screw.....
184D	1439	Hopper Brush Carrier Shaft Ratchet Wheel Lever Hinge Screw.....
43640	1439	Hopper Brush Carrier Shaft Ratchet Wheel Lever Pawl with 2273.....
184D	1439	Hopper Brush Carrier Shaft Ratchet Wheel Lever Pawl Hinge Screw.....

NO.	PLATE	NAME
43641	1439	Hopper Brush Carrier Shaft Ratchet Wheel Lever Pawl Spring.....
2273	1451	Hopper Brush Carrier Shaft Ratchet Wheel Lever Pawl Spring Pin.....
229D	1439	Hopper Brush Carrier Shaft Ratchet Wheel Lever Pawl Spring Screw.....
2049	1448	Hopper Brush Carrier Shaft Ratchet Wheel Pin.....
171F	1449	Hopper Brush Carrier Shaft Ratchet Wheel Screw.....
21603	1440	Hopper Brush Lifter.....
43511	1438	" Gate.....
50024E	1449	" " Screw Stud.....
2273	1451	" " " " Pin.....
1538D	1450	" " Thumb Nut.....
43573	1434	" Rim.....
217J	1432	" " Screw.....
43642	1438	" Washer.....
43689	—	Hopper complete, Nos. 436c, 715D, 946D, 1517E, 1538D, 14026, 21539, 21542, 21597, 43511, 43573, 43588, 43622, 43628, 43632 to 43634, 43639, 43642, 43683, 43727, 66057, two each 171F, 21603, four each 190D, 217J and six 21538.....
21549	1441	Needle Bar with 857c.....
*3045	1408	" " Connecting Link.....
43726	—	" " " " 3045 with 43644.....
377C	1450	Needle Bar Connecting Link Hinge Screw
1518E	1450	" " " " " "
		Nut.....
43644	1443	Needle Bar Connecting Stud with 187D..
187D	1443	" " " " Clamping Screw.....
43645	1442	Needle Bar Frame.....
66102	1473	" " " Cam with 448c.....
66103	—	" " " " " two 448c...
43691	1442	" " " " Cover.....
158E	1450	" " " " " Screw....
23668	1451	" " " " Pin.....
448C	1443	" " " " Set Screw.....
43692	1441	" " " " Shaft.....
43693	1442	" " " " Worm with 448c and 50243c.....
50243c	1449	Needle Bar Frame Cam Worm Position Screw.....

NO.	PLATE	NAME
448c	1443	Needle Bar Frame Cam Worm Set Screw...
43694	1442	" " " " " Wheel with 448c and 50243c.....
50243c	1449	Needle Bar Frame Cam Worm Wheel Position Screw.....
448c	1443	Needle Bar Frame Cam Worm Wheel Set Screw.....
43695	1439	Needle Bar Frame Driving Arm with 200c and 51803.....
2022	1469	Needle Bar Frame Driving Arm Pin.....
51803	1439	" " " " " Roller and Stud.....
200c	1468	Needle Bar Frame Driving Arm Set Screw
43696	1439	" " " " " Shaft....
43698	1439	" " " Pitman Arm.....
2022	1469	" " " " " Pin.....
679c	1443	" " " " Ball Screw Stud (arm end).....
1520E	1435	Needle Bar Frame Pitman Ball Screw Stud (arm end) Nut.....
777c	1443	Needle Bar Frame Pitman Ball Screw Stud (frame end).....
1518E	1450	Needle Bar Frame Pitman Ball Screw Stud (frame end) Nut.....
*66078	—	Needle Bar Frame Pitman Cap.....
171E	1449	" " " " " Screw....
*66079	—	" " " " End Bearing (arm end) for 66081.....
*66080	—	Needle Bar Frame Pitman End Bearing (frame end) for 66082.....
66081	1472	Needle Bar Frame Pitman Head (arm end) Nos. 679c, 66078, 66079 and two 171E..
66082	1472	Needle Bar Frame Pitman Head (frame end) Nos. 777c, 66078, 66080 and two 171E.....
66083	1472	Needle Bar Frame Pitman Rod.....
1722E	1472	" " " " " Nut (left hand thread).....
1723E	1472	Needle Bar Frame Pitman Rod Nut (right hand thread).....
66077	1472	Needle Bar Frame Pitman complete, Nos. 1722E, 1723E and 66081 to 66083.....
577c	1449	Needle Bar Frame Screw Centre (lower)
1517E	1450	" " " " " " " Nut.....
945F	1449	Needle Bar Frame Screw Centre (upper)

NO.	PLATE	NAME
1517D	1450	Needle Bar Frame Screw Centre (upper) Nut.....
21553	1443	Needle Bar Frame Thread Eyelet.....
219D	1443	" " " " " Screw..
21554	1443	" " Thread Eyelet.....
665D	1443	" " " " " Screw.....
66087	1472	" Plate.....
66088	—	Needle Plate complete, Nos. 66087, 66097, 66098 and four 1472F.....
691F	1444	Needle Plate Screw.....
857C	1450	" Set Screw.....
21555	1441	Oscillating Rock Shaft.....
21630	—	" " " 21555 with 4784 and 12388.....
12388	1441	Oscillating Rock Shaft Hinge Pin.....
448C	1443	" " " " " Set Screw
4784	1443	" " " Oil Pad.....
21556	1441	" Shaft.....
21557	1448	" " Crank with 460c and 1921.....
2049	1448	Oscillating Shaft Crank Pin.....
1921	1451	" " " Roller and Stud
460C	1448	" " " Set Screw.....
43576	1441	Presser Bar.....
43700	1443	" " Lifting Bracket with 448c....
43647	1441	" " " " Guide Bar...
453C	1450	" " " " " " Set Screw.....
448C	1443	Presser Bar Lifting Bracket Set Screw....
43728	1437	" " " Lever with 119c, 1528J and 1810.....
119C	1449	Presser Bar Lifting Lever Adjusting Screw
1528J	1450	" " " " " "
		Nut.....
65C	1450	Presser Bar Lifting Lever Hinge Screw....
1810	1451	" " " " Roller and Stud
43702	1441	" " " " (intermediate) with 1433c, 1521E, 1611E and 21724....
21700	1443	Presser Bar Lifting Lever (intermediate) Hinge Stud.....
448C	1443	Presser Bar Lifting Lever (intermediate) Hinge Stud Set Screw.....
39303	1443	Presser Bar Lifting Lever (intermediate) Spring.....
1226E	1443	Presser Bar Lifting Lever (intermediate) Spring Screw Stud.....

NO.	PLATE	NAME
1433C	1443	Presser Bar Lifting Lever (intermediate) Trip Stud.....
1521E	1450	Presser Bar Lifting Lever (intermediate) Trip Stud Lock Nut.....
1611E	1450	Presser Bar Lifting Lever (intermediate) Trip Stud Nut.....
21724	1443	Presser Bar Lifting Lever (intermediate) Trip Stud Spring.....
11167	1441	Presser Bar Spring.....
11170	1439	" " " Washer.....
66048	—	" Foot Body.....
66073	1474	" " Bottom Plate.....
66074	1474	" " Extension.....
1477D	1444	" " " Screw.....
66075	1474	Presser Foot complete, Nos. 665D, 1477D, 43740, 66048, 66073, 66074, 66076 and four 1329D.....
172C	1444	Presser Foot Screw.....
688J	1449	Pressure Regulating Thumb Screw.....
1648E	1450	" " " " Lock Nut.....
66085	1473	Pulley (loose).....
43650	1445	" (tight).....
43651	—	Pulley (tight) complete, Nos. 871E, 21615 to 21617, 21647, 21653, 43650 and two 997E.....
23668	1451	Pulley (tight) Pin.....
43652	—	Pulleys complete, Nos. 43651 and 66085..
2996	1446	Shuttle Bobbin.....
66105	—	" " Case.....
15140	1446	" " " Latch.....
2973	1446	" " " " Lever.....
2974	1446	" " " " " Fulerum Pin.....
2975	1446	Shuttle Bobbin Case Latch Spring.....
592E	1446	" " " " Stop Screw..
15141	1446	Shuttle Bobbin Case Hinge, Nos. 2973, 2974 and 15140.....
60089	1472	Shuttle Bobbin Case Position Finger.....
2523	1446	" " " " " Rivet
66090	1472	Shuttle Bobbin Case complete, Nos. 591F, 592E, 2523, 2975, 15141, 66089, 66105 and 224842.....
21562	1446	Shuttle Body.....
591F	1446	" Tension Regulating Screw.....
224842	1446	" " Spring.....

NO.	PLATE	NAME
66091	1472	Shuttle, $1\frac{1}{8}$ in. diam., Nos. 2996, 21562 and 66090.....
43745	1448	Shuttle Driver.....
2049	1448	" " Pin.....
43542	—	" Race Body.....
43543	1430	" " Cap.....
662D	1449	" " " Screw.....
2523	1446	" " " Steady Pin.....
43544	1430	" " Ring.....
18413	1430	" " Spring.....
1289D	1430	" " " " Screw.....
43545	1430	Shuttle Race (flexible) complete, Nos. 662D, 2523, 43542 to 43544 and two each 1289D and 18413.....
171F	1449	Shuttle Race Screw.....
43704	1434	Starting Lever with 641c and 51804.....
43705	—	Starting Lever complete, Nos. 159F, 717C, 913C, 1520E, 1638E, 21643, 21649, 21651, 43583, 43658, 43704, two each 158E, 640F and three 21645.....
43706	1445	Starting Lever Bell Crank with 1921.....
43707	1445	" " " " Cam with 448C
23668	1451	" " " " " Pin.....
448C	1443	" " " " " Set Screw
802D	1449	" " " " Hinge Screw...
1921	1451	" " " " Roller and Stud
21643	1447	" " Belt Shifter.....
159F	1450	" " " " Set Screw....
21730	1434	" " Bracket.....
8582	1451	" " " Dowel Pin.....
123E	1450	" " " Screw.....
21645	1448	" " Cushion (rawhide).....
640F	1448	" " " Screw.....
43658	1438	" " Extension.....
158E	1450	" " " Screw.....
51804	1451	" " Roller and Stud.....
641C	1449	" " " " " Set Screw
564C	1449	" " Screw Centre.....
1508E	1450	" " " " Nut.....
14174	1445	" " Spring.....
717C	1449	" " Stop Screw.....
1520E	1435	" " " " Nut.....
21647	1445	Stop Cam with 21652.....
43583	1445	" " Interlocking Rod.....
21649	1448	" " " " Guide with 1070c.....

NO.	PLATE	NAME
1070c	1448	Stop Cam Interlocking Rod Guide Set Screw.....
21651	1445	Stop Cam Interlocking Rod Spring.....
913c	1449	" " " " " Regu- lating Thumb Screw.....
1638E	1450	Stop Cam Interlocking Rod Spring Regu- lating Thumb Screw Nut.....
21652	1451	Stop Cam Pin.....
21615	1445	" " Spring (long).....
21616	1445	" " " (short).....
21653	1445	" " " Cover.....
997E	1450	" " " " Screw.....
21617	1448	" " " Stop Block.....
871E	1449	" " " " " Screw.....
2102	1448	Tension Disc.....
1560c	1448	" Regulating Thumb Nut.....
43708	1443	" Releasing Arm.....
190D	1440	" " " Screw.....
32572	1448	" " Disc.....
43709	1448	" " Pin.....
50327c	—	" Screw Stud.....
44141	—	" " " 50327c with 1560c..
2103	1448	" Spring.....
12149	1448	" Thread Guard.....
43756	—	Tension complete, Nos. 2103, 7336, 8511, 32572, 43709, 44141 and two 2102.....
66092	1474	Thread Clamping Blade (lower).....
43661	1447	" " " (upper).....
43740	1444	" " " " Spring....
665D	1443	" " " " " Screw
66093	1474	" Cutting Blade (lower).....
66094	1474	" " " " Connection and Holder.....
66095	1474	Thread Cutting Blade (lower) Connection (lever end).....
197F	1406	Thread Cutting Blade (lower) Connection Screw.....
66096	—	Thread Cutting Blade (lower) Connection and Holder complete, Nos. 66094, 66095 and two 197F.....
66097	1474	Thread Cutting Blade (lower) Guide.....
66098	1474	" " " " " Cap
1472F	1474	" " " " " " "
		Screw.....
50411D	1474	Thread Cutting Blade (lower) Screw.....
43662	1447	" " " (upper).....
66076	1474	" " " " Cap.....

NO.	PLATE	NAME
1329D	1444	Thread Cutting Blade (upper) Cap Screw
66054	1468	“ “ “ “ Clamping Plate.....
66099	1474	Thread Cutting Blade (upper) Connection and Holder.....
66100	1474	Thread Cutting Blade (upper) Connection (lever end).....
197F	1406	Thread Cutting Blade (upper) Connection Screw.....
66101	—	Thread Cutting Blade (upper) Connection and Holder complete, Nos. 66099, 66100 and two 197F.....
50411D	1474	Thread Cutting Blade (upper) Screw....
1289D	1430	“ “ “ Connection Hinge Screw (lever end).....
43714	1442	Thread Cutting Blade Lever with 330D and 1906.....
2049	1448	Thread Cutting Blade Lever Pin.....
1887	—	“ “ “ “ Roller and Screw Stud.....
1906	1451	Thread Cutting Blade Lever Roller and Screw Stud 1887 with 1520E and 14017
330D	1449	Thread Cutting Blade Lever Roller and Screw Stud Adjusting Screw.....
1520E	1435	Thread Cutting Blade Lever Roller and Screw Stud Nut.....
14017	1451	Thread Cutting Blade Lever Roller and Screw Stud Nut Washer.....
43715	1447	Thread Cutting Blade Lever Shaft.....
43716	1447	“ “ “ “ “ A r m with 207F.....
2049	1448	Thread Cutting Blade Lever Shaft Arm Pin.....
1887	—	Thread Cutting Blade Lever Shaft Arm Roller and Screw Stud.....
1906	1451	Thread Cutting Blade Lever Shaft Arm Roller and Screw Stud 1887 with 1520E and 14017.....
1520E	1435	Thread Cutting Blade Lever Shaft Arm Roller and Screw Stud Nut.....
14017	1451	Thread Cutting Blade Lever Shaft Arm Roller and Screw Stud Nut Washer....
207F	1447	Thread Cutting Blade Lever Shaft Arm Set Screw.....
43717	1447	Thread Cutting Blade Lever Spring.....
161D	1447	“ “ “ “ “ Screw

NO.	PLATE	NAME
9525	1447	Thread Cutting Blade Lever Spring Screw Washer.....
43719	1447	Thread Eyelet (side of arm).....
190D	1440	" " " " Screw.....
*43764	—	" Take-up Cam.....
21578	1441	" " " 43764 with 446c...
3012	1451	" " " Pin.....
446c	1450	" " " Set Screw.....
*21579	1447	" " Lever with 1819.....
43673	—	" " " 21579 with 76c...
76c	1450	" " " Hinge Screw.....
1819	1447	" " " Roller and Stud..
8511	1448	" " Spring.....
7336	1448	" " " Regulator.....
453c	1450	" " " " Set Screw

ACCESSORIES

NO.	PLATE	NAME
51072E	1475	Bolt with 51581E, to secure machine to table.....
51581E	1414	Bolt Nut.....
6055	1415	" " Washer.....
120346	1452	Oiler (copper plated) with 120347.....
120347	1452	" Spout, 9 in. long.....
11831	1452	Screw Driver (large).....
26026	1417	" " (medium).....
26485	1417	" " (small).....
4822	1417	Wrench for 1521, 1528 and 1637.....
10875	1417	" " 1517, 1518, 1520, 1611, 1722 and 1723.....
21654	1452	Wrench for 1508 and 1638.....

THREAD CUTTER

NO.	PLATE	NAME
36472	1433	Thread Cutter for 58-9 Machine.....

BOBBIN WINDER

(SWINGING AUTOMATIC, LEFT HAND)

NO.	PLATE	NAME
126001	1470	Base with 1313E and 126003.....
162E	1471	" Screw.....
126002	1470	Bracket with 458c.....

BOBBIN WINDER

NO.	PLATE	NAME
126003	1471	Brake (leather).....
1313E	1471	“ Screw.....
126004	1470	Frame with 49174 and 225438.....
27260	1471	“ Hinge Pin.....
49174	1471	“ Oil Packing (braided cotton).....
225438	—	“ “ Well Cap.....
225455	1471	“ Spring.....
225456	1471	“ “ Plunger.....
126005	1470	Pulley with 155c.....
155c	1408	“ Set Screw.....
225381	—	Spindle.....
126006	1471	Stop Latch.....
152E	1471	“ “ Screw.....
126007	1471	“ “ Thumb Lever.....
1430D	1471	“ “ “ “ Hinge Screw...
225460	—	“ “ “ “ Joint Stud.....
126008	1471	“ “ Trip Lever.....
1430D	1471	“ “ “ “ Hinge Screw.....
41635	—	Tension Bracket with 175D.....
41636	1471	Tension Bracket complete, Nos. 418E, 1562J, 41635, 43808 and two 2455.....
175D	1471	Tension Bracket Clamping Screw.....
126009	1470	“ “ Rod.....
458c	1469	“ “ “ Set Screw.....
2455	1413	“ Disc.....
1562J	1413	“ Regulating Thumb Nut.....
418E	1413	“ Screw Stud.....
43808	1471	“ Spring.....
126010	—	Bobbin Winder, Nos. 152E, 27260, 126001, 126004 to 126008, 225381, 225455, 225456, 225460 and two 1430D.....
126011	—	Bobbin Winder (swinging automatic, left hand) complete, Nos. 41636, 126002, 126009, 126010 and two each 162E and wood screws 1 in. No. 10 R. H. B.....

BOBBIN WINDER

(SWINGING AUTOMATIC, RIGHT HAND)

NO.	PLATE	NAME
27540	1417	Base.....
15072	1413	Bobbin Position Pin.....
27302	1417	Frame.....
50356D	1471	“ Hinge Screw.....
1620J	1471	“ “ “ Nut.....
27303	1413	“ Spring.....

BOBBIN WINDER

77

NO.	PLATE	NAME
27541	1417	Pulley.....
*27849	1475	Spindle.....
27538	1475	" 27849 with 15072, 27850 and 41828
*27850	1475	" Collar.....
41828	1475	" " Pin.....
27306	1417	Spool Pin.....
27307	1417	" Stand.....
27308	1417	Spool Stand complete, Nos. 418E, 1562J, 2106, 10141, 11241, 27306, 27307 and two each 2455 and wood screws 1 in. No. 10.....
11241	1417	Spool Washer (cloth).....
27312	1417	Stop Latch.....
35D	1414	" " Hinge Screw.....
2455	1413	Tension Disc.....
1562J	1413	" Regulating Thumb Nut.....
418E	1413	" Screw Stud.....
10141	1413	" Spring.....
2106	1413	" Thread Guide.....
27647	1417	Bobbin Winder, Nos. 35D, 1620J, 27302, 27303, 27312, 27538, 27540, 27541, 50356b and two wood screws 1 in. No. 7
27544	—	Bobbin Winder (swinging automatic, right hand) complete, Nos. 27308 and 27647

FOOT LIFTER AND STARTING TREADLE PARTS

NO.	PLATE	NAME
14209	1418	Foot Lifter and Starting Treadle.....
14081	1418	" " " " " Connec- tion (lower).....
21581	1418	Foot Lifter and Starting Treadle Con- nection (upper).....
9079	1418	Foot Lifter and Starting Treadle Con- nection Clamp with 354c.....
354c	1414	Foot Lifter and Starting Treadle Con- nection Clamp Screw.....
21582	1418	Foot Lifter and Starting Treadle Con- nection complete, Nos. 14081, 21581 and two 9079.....
7585	1400	Foot Lifter and Starting Treadle Shaft...
14357	1418	" " " " " Stand..
14358	1418	Foot Lifter and Starting Treadle complete, Nos. 7585, 14209, 14357 and two wood screws 1¼ in. No. 12.....

TABLE BELT GUIDE PARTS

NO.	PLATE	NAME
14229	1418	Bracket with 448c.....
14230	1418	Pulley.....
14231	1400	“ Shaft with 85Sc.....
858c	1414	“ “ Plug Screw.....
448c	1407	“ “ Set Screw.....
14232	1418	Table Belt Guide complete, Nos. 14229 to 14231 and four wood screws 1¼ in. No. 10 R. H. B.....

STAND

FOR ⅓ H. P. ELECTRIC TRANSMITTER

(OBSOLETE)

NO.	PLATE	NAME
46673	7241	Brace.....
51009R	7243	“ Bolt with 1510R.....
1510R	7243	“ “ Nut.....
9281R	1475	“ “ Washer.....
46674	7241	Leg.....
46675	7241	“ Brace.....
51088R	7243	“ “ Bolt (lower) with 51581R.....
51581R	1414	“ “ “ “ Nut.....
67425	7243	“ “ “ “ “ Lock Washer
2018R	7243	“ “ “ “ “ Washer.....
51083R	7243	“ “ “ (upper) with 51581R.....
51581R	1414	“ “ “ “ Nut.....
67425	7243	“ “ “ “ “ Lock Washer
9842R	7243	“ “ “ “ “ Washer.....
46676	7242	“ “ Bracket (left).....
46677	7242	“ “ “ (right).....
50606R	7243	“ “ “ Bolt with 1600R.....
1600R	1475	“ “ “ “ Nut.....
9281R	1475	“ “ “ “ “ Washer.....
46683	7241	Treadle Support.....
50606R	7243	“ “ Bolt with 1600R.....
1600R	1475	“ “ “ Nut.....
9281R	1475	“ “ “ “ Washer.....
25291	—	Stand (iron work) complete, Nos. 46673, 46676, 46677, 46683, two each 2018R, 9842R, 46674, 46675, 51083R, 51088R, four each 50606R, 51009R, 67425 and eight 9281R.....

STAND

FOR SINGER INDIVIDUAL AND 1600 SERIES MOTORS

NO.	PLATE	NAME
126508	—	Leg.....
51057P	—	“ Bolt with 1522R.....
1522R	—	“ “ Nut.....
126509	—	“ “ “ Socket Washer.....
12620P	—	“ “ Washer.....
46707	—	“ Brace with wood screw 1 in. No. 16..
126530	—	“ Cross Member, 15½ in. long.....
51057P	—	“ “ “ Bolt with 1522R.....
1522R	—	“ “ “ “ Nut.....
126509	—	“ “ “ “ “ Socket Washer
12620P	—	“ “ “ “ Washer.....
126758	—	Leg with Rail complete, Nos. 126530, 126532, two 126508, three 12620P and four each 51057R and 126509.....
126532	—	Rail, 16 in. long.....
51057P	—	“ Bolt with 1522R.....
1522R	—	“ “ Nut.....
126509	—	“ “ “ Socket Washer.....
12620P	—	“ “ Washer.....
46711	—	Treadle Support.....
50297R	—	“ “ Bolt with 1522R.....
46712	—	“ “ “ 50297R with 12620P and 46713.....
1522R	—	Treadle Support Bolt Nut.....
46713	—	“ “ “ Packing.....
12620P	—	“ “ “ Washer.....
25297	—	Stand (steel work) complete, Nos. 46711 and two each 46707, 46712 and 126758

STARTING LEVER ROCK SHAFT

FOR 25291 AND 25297

NO.	PLATE	NAME
14224	—	Chain, length 10¼ in., with 56864.....
56864	1475	“ Hook.....
7124	7242	Rock Shaft.....
27683	7242	“ “ Arm with two 356c.....
356C	7243	“ “ “ Set Screw.....
16128	7242	“ “ Hanger with two wood screws 1 in. No. 10.....
2770	7242	Rock Shaft Stop Dog with 356c.....
356C	7243	“ “ “ “ Set Screw.....
63981	—	Starting Lever Rock Shaft complete, Nos. 2770, 7124, 14224 and two each 16128 and 27683.....

THREAD UNWINDER

FOR TWO SPOOLS

NO.	PLATE	NAME
225395	7233	Spool Rest with 201018c.....
225388	7233	“ “ Rod.....
200383c	1471	“ “ “ Set Screw.....
201018c	1471	“ “ “ Set Screw.....
202490	7233	“ “ Stand with 200383c.....
225391	7233	Thread Guide.....
201696j	1471	“ “ “ Lock Nut.....
225392	7233	“ “ “ Rod with 208E and 225393
208E	1432	“ “ “ “ Screw.....
225393	1471	“ “ “ “ Washer.....
225396	7233	Thread Unwinder complete, Nos. 201696j, 202490, 225388, 225392, 225395, two 225391 and three wood screws $\frac{7}{8}$ in. No. 12.....
27739	7234	Thread Cone (wood) for large cones.....
225390	7234	“ “ “ “ Holder, for inverted cones..

NOTE: Nos. 27739 and 225390 are used with, but not included in, 225396

OBSOLETE PARTS

NO.	PLATE	NAME
21502	1424	Arm Shaft, used with 21613.....
21626	1416	“ “ “ for 21628.....
14003	1402	“ “ “ Flanged Bushing.....
144D	1414	“ “ “ “ Screw.....
43551	—	Button Carrier, use 43579.....
43552	—	Button Carrier complete for 58-9 Machine, Nos. 90D, 228D, 43551, 43553 and 43554, use 43580.....
43678	—	Button Carrier 43592 with 43607, 43608 and 43679, for 58-11 and 58-12 Ma- chines, use 66059.....
66059	—	Button Carrier 43592 with 43607, 43608 66058, for 66060, use 66062.....
66060	—	Button Carrier 66059 with 2269, 43609 and 43612, for 58-11 and 58-12 Ma- chines, use 66063.....
1438D	1435	Button Carrier Adjusting Arm Clamping Screw for 43594, use 1483D.....
43553	1427	Button Carrier Adjusting Lever.....
43554	1427	“ “ “ “ “ Spring...

OBSOLETE PARTS

81

NO.	PLATE	NAME
43555	1427	Button Carrier Bar Connecting Rod 21507 with 14026 and 43557, for 58-9 Machine
43596	1438	Button Carrier Lever Connection (latch end) with 43602 and 43604.
43598	1435	Button Carrier Lever Connection Adjusting Collar with 454c, for 43605 and 66070, use 66084.
43599	1435	Button Carrier Lever Connection Adjusting Collar Set Screw Lock Stud for 43605 and 66070.
43600	1435	Button Carrier Lever Connection Latch with 43602, use 66069.
43601	1435	Button Carrier Lever Connection Latch Spring.
43602	1435	Button Carrier Lever Connection Latch Spring Hook.
652D	1450	Button Carrier Lever Connection Hinge Screw for 58-11 and 58-12 Machines, use 50618D.
43605	—	Button Carrier Lever Connection complete for 58-11 and 58-12 Machines, Nos. 184D, 43596 to 43601 and 43603, use 66070.
43679	1435	Button Carrier Plate for 43678, use 66058
66058	—	" " " " 66059, use 66061
652D	1450	" " Rod Hinge Screw for 58-11 and 58-12 Machines, use 50618D.
43613	1435	Button Carrier Supporting Arm for 58-11 and 58-12 Machines, use 66064.
43559	1427	Button Guide for 58-9 Machine.
939D	1432	" " Thumb Screw for 43574.
43561	—	Button Retaining Spring, for Nos. 4¾ to 5½ buttons, for 58-9 Machine, use 43560
21608	1411	Button Stop Plate for 21609, for 58-4* Machine.
240D	1411	Button Stop Plate Screw.
43619	—	Chute Cover with 50079D, for 58-11 Machine, use 43731.
21528	1407	Feed Regulating Fork with 448c, for 58-1 to 58-3, 58-5 and 58-9 Machines.
5544	1407	Feed Regulator Crank with two 448c, for 58-1 to 58-3, 58-5 and 58-9 Machines.
448c	1407	Feed Regulator Crank Set Screw.
21531	1407	" " " Shaft for 58-1 to 58-3, 58-5 and 58-9 Machines.
21590	—	Foot Lifter complete, Nos. 65c, 191c, 5670, 14211 and 21585 to 21587.

NO.	PLATE	NAME
5670	—	Foot Lifter Chain, length 26 in. to 35 in., with 56864 and 56865.....
NOTE: When ordering No. 5670, give length required		
56864	1475	Foot Lifter Chain Hook (large) for 5670...
56865	1475	" " " " (small) for 5670..
21585	1400	" " Lifting Lever with 141c and 1528J.....
141c	1405	Foot Lifter Lifting Lever Adjusting Screw
1528J	1414	" " " " " "
		Nut.....
65c	1414	Foot Lifter Lifting Lever Hinge Screw....
21586	1400	" " " " Spring.....
191c	1414	" " " " " Screw....
21587	1424	" " Pitman, length 12 in.....
21537	1416	Hopper Base for 21548.....
21602	1416	" " with two each 460c and 21599, for 21605.....
445c	1450	Hopper Brush Carrier Shaft Ratchet Wheel Brake Lever Block Spring Adjusting Screw for 43689, use 436c.....

Nos. 43686 TO 43688 FOR 58-11 MACHINE

43686	—	Hopper Brush Carrier Shaft Ratchet Wheel Brake Lever Cushion (rawhide) for 43689.....
43687	—	Hopper Brush Carrier Shaft Ratchet Wheel Brake Lever Cushion (leather) for 43688.....
43688	—	Hopper Brush Carrier Shaft Ratchet Wheel Brake Lever Stop Bracket with 43687, use 43727.....
21545	1402	Hopper Brush Carrier Worm with 445c and 888c, for 58-9 Machine.....
21546	1402	Hopper Gate for 21548 and 21605.....
	286D	1414 " " Thumb Screw.....
	207F	1405 " Rim Screw for 21548, 21605, 43510, 43513, 43574 and 43689, use 217J
21548	—	Hopper complete for 58-1 and 58-2 Machines, Nos. 103D, 141F, 286D, 942D, 946D, 21514, 21515, 21518, 21519, 21525, 21537, 21539 to 21544, 21546, 21547, two each 171F, 21516, six 21538 and eight 217J, use 43510.....

NO.	PLATE	NAME
21605	—	Hopper complete for 58-3 to 58-5 Machines, Nos. 103D, 133F, 286D, 946D, 7071, 21539 to 21544, 21546, 21596, 21597, 21601, 21602, 21604, two each 171F, 21603, four 217J and six 21538, use 43513.....
*43697	1443	Needle Bar Frame Pitman with two 44361 and four 175E, for 43763.....
43763	—	Needle Bar Frame Pitman 43697 with 679C and 777C, for 58-11 and 58-12 Machines
*44361	—	Needle Bar Frame Pitman Cap (back) for 43697.....
175E	1435	Needle Bar Frame Pitman Cap (back) Screw for 43697.....
*44361	—	Needle Bar Frame Pitman Cap (front) for 43697.....
175E	1435	Needle Bar Frame Pitman Cap (front) Screw for 43697.....
207F	1405	Needle Bar Frame Thread Eyelet Screw for 58-1 to 58-5 and 58-9 Machines....
21609	1411	Needle Plate with 21608 and two 240D, for 58-4 Machine.....
43699	1444	Needle Plate for 58-11 Machine.....
2062	1412	Presser Bar Lifter.....
36D	1412	“ “ “ Screw.....
21635	1420	“ “ Lifting Lever with 119C, 1528J, 1810, 21658 and two 2017, for 58-1 to 58-5 and 58-9 Machines, use 43728....
43701	—	Presser Bar Lifting Lever with 141D, 1528J, 1810, 21658 and two 2017, for 58-11 Machine, use 43728.....
141D	1405	Presser Bar Lifting Lever Adjusting Screw
21658	1421	“ “ “ “ “ “ Bracket.....
2017	1426	Presser Bar Lifting Lever Adjusting Screw Bracket Rivet.....
21636	1420	Presser Bar Lifting Lever (intermediate) with 2270, 2273 and 21637, use 21709..
21637	1421	Presser Bar Lifting Lever (intermediate) Trip Stud.....
2270	1427	Presser Bar Lifting Lever (intermediate) Trip Stud Spring.....
2273	1427	Presser Bar Lifting Lever (intermediate) Trip Stud Spring Stop Pin.....
21506	1405	Presser Bar Stop Collar with 457C.....
457C	1405	“ “ “ “ Set Screw.....
21593	—	“ Foot Body for 21560, use 43514..

NO.	PLATE	NAME
21560	1406	Presser Foot complete for 58-1 and 58-2 Machines, Nos. 197F, 21593 and 21594, use 43516.....
43703	1444	Presser Foot with 43663 and four 1329D, for 58-11 Machine.....
43737	—	Presser Foot Body for 43739.....
43738	1444	“ “ Extension for 43739.....
43739	1444	Presser Foot complete for 58-11 Machine, Nos. 665D, 1477D, 43663, 43737, 43738, 43740 and four 1329D, use 43743.....
43741	—	Presser Foot Body for 43743.....
43742	—	“ “ Extension for 43743.....
43743	—	Presser Foot complete for 58-11 Machine, Nos. 665D, 1477D, 43663, 43740 to 43742 and four 1329D, use 66050.....
66049	1468	Presser Foot Extension for 66050.....
66050	1468	Presser Foot complete for 58-11 Machine, Nos. 665D, 1477D, 43740, 66048, 66049, 66051 and four 1329D.....
21612	1401	Pulley (loose).....
14236	1404	“ “ for 21628.....
21638	1419	“ “ “ 21641 and 43652, use 66085.....
14165	1408	Pulley (loose) Washer.....
14222	1408	“ “ “ Steady Pin for 14213 and 14238.....
14213	1401	Pulley (tight) with 14222, for 21613.....
14238	1404	“ “ “ “ “ 21627.....
895C	1414	“ “ Position Screw.....
437C	1415	“ “ Set Screw.....
21613	—	Pulley (tight) 14213 with 437C, 871E, 895C, 14169, 14172, 21576, 21615 to 21617 and three 398E, for 21502.....
21627	—	Pulley (tight) 14238 with 871E, 14169, 14172, 21576, 21615 to 21617, two 895C and three 398E, for 21628.....
21628	—	Pulleys complete, Nos. 14236 and 21627..
15142	1427	Shuttle Bobbin Case complete, Nos. 591F, 592E, 2523, 2975, 15027, 15098 and 15141, use 15277.....
15098	1427	Shuttle Tension Spring for 15142.....
21564	1431	“ Race, use 21625.....
21565	—	“ “ Cap for 21566.....
21566	1431	Shuttle Race Cap complete, Nos. 6472, 21565 and two 240D.....
6472	1431	Shuttle Race Cap Latch for 21566.....
240D	1411	“ “ “ “ Screw for 21566

OBSOLETE PARTS

85

NO.	PLATE	NAME
102D	1431	Shuttle Race Cap Screw.....
21614	1404	Starting Crank for 21572.....
21567	—	“ “ use 21614.....
2117	1413	“ “ Pin for 21572.....
21568	1404	“ Lever with 422c, 443c, 743c and 1518c, for 21572.....
422C	1414	Starting Lever Adjusting Screw for 21568
1518C	1408	“ “ “ “ Nut for 21568.....
21569	1408	Starting Lever Belt Shifter for 21572.....
21570	1404	“ “ Bracket.....
116E	1414	“ “ “ Screw.....
21571	1404	“ “ Hinge Pin for 21572.....
743C	1414	“ “ “ “ Position Screw for 21568.....
443C	1414	Starting Lever Hinge Pin Set Screw for 21568.....
21572	—	Starting Lever complete, Nos. 2117, 14204, 14206, 21568, 21569, 21571, 21614 and two 159F.....
14210	1418	Starting Treadle Stand for 14211.....
14211	1418	Starting Treadle complete for 21590, Nos. 7585, 14209, 14210 and four wood screws 1¼ in. No. 12, use 14358.....
21574	1403	Stitch Forming Cam Driver for 58-1 Machine.....
21589	1403	Stitch Forming Cam Driver for 58-2 Machine.....
14068	1403	Stitch Forming Cam Driver for 58-4 and 58-5 Machines.....
14089	1403	Stitch Forming Cam Driver Cam with two 448c, for 58-2 and 58-3 Machines..
14069	1403	Stitch Forming Cam Driver Cam with two 448c, for 58-4 and 58-5 Machines..
14169	1404	Stop Cam Collar for 21613 and 21627....
21576	1404	“ “ with 14208, for 21613 and 21627
14204	1404	“ “ Interlocking Lever for 21572....
14174	1404	“ “ “ “ Spring.....
21648	1419	“ “ “ Rod, use 43583....
21650	1421	“ “ “ “ Guide Washer (rawhide) use 14277.....
14208	1408	Stop Cam Pin for 21576.....
14172	1404	“ “ Spring Cover for 21613 and 21627.....
398E	1414	Stop Cam Spring Cover Screw for 21613 and 21627.....

NO.	PLATE	NAME
1338c	1448	Tension Screw Stud for 43755, use 50327c
43755	—	“ “ “ 1338c with 1560c, for 43756, use 44141
21611	1411	Thread Cutter for 21609
43746	—	“ Clamping Blade for 58-11 Machine
43747	—	“ Cutting Blade for 58-11 Machine
43663	1444	“ “ “ Cap for 43703, 43739 and 43743
66051	1468	Thread Cutting Blade Cap for 66050
43711	1447	“ “ “ Connection (holder end) for 43713
43712	1447	Thread Cutting Blade Connection (lever end) for 43713 and 66056
43713	1447	Thread Cutting Blade Connection com- plete for 58-11 Machine, Nos. 43711, 43712 and two 207F
93H	1449	Thread Cutting Blade Connection Hinge Screw (holder end) for 58-11 Machine ..
43665	1447	Thread Cutting Blade Holder for 58-11 Machine
43748	—	Thread Cutting Blade Holder for 58-11 Machine
233D	1435	Thread Cutting Blade Screw for 58-11 Machine, use 50411D

**NUMERICAL LIST OF PARTS
FOR
MACHINES**

**Nos. 58-1 to 58-5, 58-9,
58-11, 58-12 and 58-15**

NUMERICAL LIST OF PARTS

NO.	PLATE	NAME
24D	1414	Trip Lever Hinge Screw for 58-1 to 58-5 and 58-9 Machines, obsolete.....
35D	1414	Bobbin Winder Stop Latch Hinge Screw for 27647.....
36D	1412	Presser Bar Lifter Screw, obsolete.....
65C	1414	Foot Lifter Lifting Lever Hinge Screw for 21590, obsolete.....
65C	1450	Presser Bar Lifting Lever Hinge Screw...
76C	1450	Thread Take-up Lever Hinge Screw for 43673.....
86D	1449	Thread Cutting Blade Connection Hinge Screw (lever end) for 58-11 Machine, obsolete.....
89D	1426	Chute Tip Hinge Screw for 43567, obsolete
90D	1428	Button Carrier Adjusting Lever Hinge Screw for 43552 and 43580, obsolete...
90D	1412	Tension Releasing Lever Hinge Screw for 58-1 to 58-5 and 58-9 Machines, obsolete
93H	1449	Thread Cutting Blade Connection Hinge Screw (holder end) for 58-11 Machine, obsolete.....
102D	1431	Shuttle Race Cap Screw, obsolete.....
103D	1412	Hopper Brush Carrier Pawl Spring Screw for 21548, 21605, 43510, 43513 and 43574 obsolete.....
116E	1414	Starting Lever Bracket Screw, obsolete..
119C	1449	Presser Bar Lifting Lever Adjusting Screw for 21635 and 43728.....
123E	1450	Starting Lever Bracket Screw.....
133F	1405	Button Guide Screw for 21605 and 43513, obsolete.....
141F	1405	Button Guide Block Screw for 21548 and 43510, obsolete.....
141C	1405	Foot Lifter Lifting Lever Adjusting Screw for 21585, obsolete.....
141D	1405	Presser Bar Lifting Lever Adjusting Screw for 43701, obsolete.....
144D	1414	Arm Shaft Screw, obsolete.....
152E	1471	Bobbin Winder Stop Latch Screw for 126010.....
155C	1408	Bobbin Winder Pulley Set Screw for 126005.....
155C	1408	Needle Bar Connecting Stud Set Screw for 21629, obsolete.....

NO.	PLATE	NAME
156C	1408	Feed Rock Shaft Crank Position Screw for 58-1 to 58-3 and 58-5 Machines, obsolete.....
157D	1406	Button Carrier Bar Connection Joint Clamping Screw for 21511 and 43558, obsolete.....
158E	1450	Crank Connecting Rod Cap Screw for 12108.....
158E	1450	Needle Bar Frame Cam Cover Screw for 58-11, 58-12 and 58-15 Machines.....
158E	1450	Starting Lever Extension Screw for 43705
159F	1450	“ “ Belt Shifter Set Screw for 21572, 21646 and 43705.....
159F	1414	Starting Lever Trip Stud Set Screw for 21572 and 21646, obsolete.....
161D	1447	Thread Cutting Blade Lever Spring Screw for 58-11 and 58-15 Machines.....
162E	1471	Bobbin Winder Base Screw for 126011...
171F	1406	Button Gauge Set Screw for 21504, obsolete
171F	1449	Chute Frame Screw (upper) for 43689....
171F	1406	“ Screw for 21548, 21605, 43510 and 43513, obsolete.....
171F	1406	Chute Screw (upper) for 43574, obsolete
171F	1449	Hopper Brush Carrier Shaft Ratchet Wheel Screw for 66057.....
171E	1449	Needle Bar Frame Pitman Cap Screw for 66081 and 66082.....
171F	1449	Shuttle Race Screw.....
172F	1406	Button Carrier Screw for 58-1 to 58-5 and 58-9 Machines, obsolete.....
172C	1444	Presser Foot Screw.....
175D	1471	Bobbin Winder Tension Bracket Clamping Screw for 41635.....
175D	1435	Button Carrier Supporting Stud Clamping Screw for 43616.....
175E	1435	Needle Bar Frame Pitman Cap (back) Screw for 43697, obsolete.....
175E	1435	Needle Bar Frame Pitman Cap (front) Screw for 43697, obsolete.....
184D	1439	Button Carrier Lever Connection Latch Hinge Screw for 43605 and 66070.....
184D	1439	Hopper Brush Carrier Shaft Ratchet Wheel Lever Guide Screw for 58-11, 58-12 and 58-15 Machines.....
184D	1439	Hopper Brush Carrier Shaft Ratchet Wheel Lever Hinge Screw for 58-11, 58-12 and 58-15 Machines.....

NO.	PLATE	NAME
184D	1439	Hopper Brush Carrier Shaft Ratchet Wheel Lever Pawl Hinge Screw for 58-11, 58-12 and 58-15 Machines.....
187D	1443	Needle Bar Connecting Stud Clamping Screw for 43644.....
190D	1407	Button Retaining Spring Screw for 21525, obsolete.....
190D	1407	Feed Regulator Clamping Screw for 21530, obsolete.....
190D	1407	Feed Rock Shaft Crank Set Screw for 21536, obsolete.....
190D	1440	Hopper Brush Carrier Shaft Ratchet Wheel Brake Lever Stop Bracket Screw for 43689.....
190D	1440	Hopper Brush Carrier Shaft Ratchet Wheel Lever Guide Bracket Screw for 43689.....
190D	1440	Tension Releasing Arm Screw for 58-11, 58-12 and 58-15 Machines.....
190D	1440	Thread Eyelet (side of arm) Screw for 58-11, 58-12 and 58-15 Machines.....
191c	1414	Foot Lifter Lifting Lever Spring Screw for 21590, obsolete.....
191F	1414	Needle Bar Frame Pitman Connection Screw for 43536, obsolete.....
191c	1414	Presser Bar Lifting Lever Spring Screw for 58-1 to 58-5 and 58-9 Machines, obsolete.....
197F	1406	Button Shank Adjusting Piece Screw for 21560, 21632 and 43516, obsolete.....
197F	1406	Thread Cutting Blade (lower) Connection Screw for 66096.....
197F	1406	Thread Cutting Blade (upper) Connection Screw for 66101.....
200c	1468	Needle Bar Frame Driving Arm Set Screw for 43695.....
207K	1405	Button Carrier Bar Connecting Rod Adjusting Collar Set Screw for 21509, obsolete.....
207K	1405	Button Carrier Bar Connecting Rod Spring Collar Set Screw for 21509 and 43556, obsolete.....
207F	1405	Button Guide Screw for 58-1 and 58-2 Machines, obsolete.....
207F	1405	Button Receiving Guide Screw for 21548 and 43510, obsolete.....

NO.	PLATE	NAME
207F	1405	Button Retaining Spring Screw for 43571, obsolete.....
207F	1405	Chute Cover Adjusting Stud Set Screw for 21525 and 21601, obsolete.....
207F	1447	Chute Frame Screw (lower) for 58-11, 58-12 and 58-15 Machines.....
207F	1405	Chute Screw (lower) for 58-9 Machine, obsolete.....
207D	1405	Chute Support Bracket Screw for 58-3 to 58-5 Machines, obsolete.....
207F	1405	Hopper Rim Screw for 21548, 21605, 43510, 43513, 43574 and 43689, obsolete, use 217J.....
207F	1405	Needle Bar Frame Thread Eyelet Screw for 58-1 to 58-5 and 58-9 Machines, obsolete.....
207F	1447	Thread Cutting Blade Connection Screw for 43713 and 66056, obsolete.....
207F	1447	Thread Cutting Blade Lever Shaft Arm Set Screw for 43716.....
208E	1432	Thread Unwinder Thread Guide Rod Screw for 225392.....
209F	1406	Button Carrier Holder Set Screw for 21512 and 43521, obsolete.....
217F	1436	Belt Cover Screw for 58-9, 58-11, 58-12 and 58-15 Machines.....
217J	1432	Hopper Rim Screw for 21548, 21605, 43510, 43513, 43574 and 43689.....
219F	1414	Button Guide Spring Screw for 21525, obsolete.....
219F	1414	Button Guiding Spring Screw for 21601, obsolete.....
219D	1443	Needle Bar Frame Thread Eyelet Screw..
225C	1411	Feed Dog Screw for 58-1 to 58-3 and 58-5 Machines, obsolete.....
228D	1428	Button Carrier Adjusting Lever Spring Screw for 43552 and 43580, obsolete....
229D	1439	Hopper Brush Carrier Shaft Ratchet Wheel Lever Pawl Spring Screw for 58-11, 58-12 and 58-15 Machines.....
233D	1435	Button Carrier Supporting Stud Cap Screw for 58-11, 58-12 and 58-15 Machines..
233D	1428	Presser Foot Button Guide Screw for 43514, obsolete.....
233D	1435	Thread Cutting Blade Screw for 58-11 Machine, obsolete, use 50411D.....

NUMERICAL LIST OF PARTS

91

NO.	PLATE	NAME
240D	1411	Button Stop Plate Screw for 21609, obsolete.....
240D	1411	Shuttle Race Cap Latch Screw for 21566, obsolete.....
286D	1414	Hopper Gate Thumb Screw for 21548 and 21605, obsolete.....
330D	1449	Thread Cutting Blade Lever Roller and Screw Stud Adjusting Screw for 43714
337D	1444	Button Retaining Spring Screw for 58-11, 58-12 and 58-15 Machines.....
337D	1444	Thread Cutter Screw for 58-11 and 58-12 Machines.....
354C	1414	Foot Lifter and Starting Treadle Connection Clamp Screw for 9079.....
356C	7243	Starting Lever Rock Shaft Arm Set Screw for 27683.....
356C	7243	Starting Lever Rock Shaft Stop Dog Set Screw for 2770.....
375C	1450	Crank Connecting Rod Hinge Screw.....
375C	1408	Feed Connecting Link Hinge Screw for 58-1 to 58-3 and 58-5 Machines, obsolete
375C	1408	Feed Forked Connection Hinge Screw for 58-1 to 58-3 and 58-5 Machines, obsolete
377C	1450	Needle Bar Connecting Link Hinge Screw
377C	1408	“ “ Frame Pitman Hinge Screw for 58-1 to 58-5 and 58-9 Machines, obsolete.....
398E	1414	Stop Cam Spring Cover Screw for 21613 and 21627, obsolete.....
399F	1415	Starting Lever Cushion Screw for 21646, obsolete.....
413C	1412	Tension Screw Stud for 58-1 to 58-5 and 58-9 Machines, obsolete.....
418E	1413	Bobbin Winder Tension Screw Stud for 27308 and 41636.....
422C	1414	Starting Lever Adjusting Screw for 21568, obsolete.....
436C	1475	Hopper Brush Carrier Shaft Ratchet Wheel Brake Lever Block Spring Adjusting Screw for 43689.....
437C	1450	Arm Shaft Flanged Bushing (back) Adjusting Screw.....
437C	1415	Pulley (tight) Set Screw for 21613, obsolete
443C	1414	Starting Lever Hinge Pin Set Screw for 21568, obsolete.....
445C	1450	Hopper Brush Carrier Shaft Ratchet Wheel Brake Lever Block Spring Adjusting Screw for 43689, obsolete, use 436C....

NUMERICAL LIST OF PARTS

NO.	PLATE	NAME
445c	1414	Hopper Brush Carrier Worm Set Screw for 21545 and 43671, obsolete.....
446c	1414	Feed Cam Set Screw for 3032, obsolete..
446c	1414	Presser Bar Lifting Bracket Set Screw for 21559, obsolete.....
446c	1450	Thread Take-up Cam Set Screw for 21578
448c	1407	Arm Shaft Flanged Bushing (back) Set Screw.....
448c	1407	Button Carrier Bar Connecting Rod Stop Set Screw for 58-9 Machine, obsolete..
448c	1407	Feed Regulating Fork Set Screw for 21655, obsolete.....
448c	1407	Feed Regulator Crank Set Screw for 5544 and 21528, obsolete.....
448c	1407	Feed Regulator Crank Shaft Bushing Set Screw for 58-1 to 58-3 and 58-5 Machines, obsolete.....
448c	1443	Hopper Brush Carrier Forked Connection Shaft Bushing Set Screw for 58-11, 58-12 and 58-15 Machines.....
448c	1407	Hopper Brush Carrier Shaft Worm Wheel Set Screw for 21544, obsolete.....
448c	1443	Needle Bar Frame Cam Set Screw for 43690, 43750, 66065, 66066, 66102 and 66103.....
448c	1443	Needle Bar Frame Cam Worm Set Screw for 43693.....
448c	1443	Needle Bar Frame Cam Worm Wheel Set Screw for 43694.....
448c	1443	Oscillating Rock Shaft Hinge Pin Set Screw.....
448c	1443	Presser Bar Lifting Bracket Set Screw for 43700.....
448c	1443	Presser Bar Lifting Lever (intermediate) Hinge Stud Set Screw.....
448c	1443	Starting Lever Ball Crank Cam Set Screw for 43707.....
448c	1407	Stitch Forming Cam Driver Cam Set Screw for 14069, 14089, 21575, 21707 and 21708, obsolete.....
448c	1407	Table Belt Guide Pulley Shaft Set Screw for 14229.....
448c	1407	Thread Take-up Spring Regulator Set Screw for 58-1 to 58-5 and 58-9 Machines, obsolete.....
450c	1405	Hopper Brush Carrier Shaft Collar Set Screw for 21543, obsolete.....

NUMERICAL LIST OF PARTS

93

NO.	PLATE	NAME
453c	1450	Presser Bar Lifting Bracket Guide Bar Set Screw for 58-11, 58-12 and 58-15 Machines.....
453c	1450	Thread Take-up Spring Regulator Set Screw for 58-11, 58-12 and 58-15 Machines.....
454c	1435	Button Carrier Lever Connection Adjusting Collar Set Screw for 43598 and 66084
454c	1435	Hopper Brush Carrier Shaft Ratchet Wheel Hub Set Screw for 43637.....
456c	1440	Hopper Brush Carrier Eccentric Set Screw for 43624.....
457c	1405	Button Carrier Bar Collar Set Screw for 21506, obsolete.....
457c	1435	Button Carrier Rod Adjusting Collar Set Screw for 43610.....
457c	1435	Button Carrier Rod Head Set Screw for 43612.....
457c	1435	Hopper Brush Carrier Forked Connection Set Screw for 43625.....
457c	1405	Presser Bar Stop Collar Set Screw for 21506, obsolete.....
457c	1405	Stitch Forming Cam Trip Stud Set Screw for 21573, 21588, 21610 and 21620, obsolete.....
458c	1469	Bobbin Winder Tension Bracket Rod Set Screw for 126002.....
458c	1469	Hopper Brush Carrier Worm Adjusting Collar Set Screw for 43672, obsolete...
460c	1407	Button Switch Stud (lower) Set Screw for 43572, obsolete.....
460c	1448	Button Switch Stud Set Screw for 21602, 43512 and 43683.....
460c	1407	Feed Regulator Hinge Pin Collar Set Screw for 6533, obsolete.....
460c	1407	Feed Regulator Thumb Screw Collar Set Screw for 6533, obsolete.....
460c	1448	Oscillating Shaft Crank Set Screw for 21557.....
465c	1432	Stitch Forming Cam Trip Stud Set Screw for 43546, obsolete.....
564c	1449	Starting Lever Screw Centre.....
577c	1449	Needle Bar Frame Screw Centre (lower)..
591F	1446	Shuttle Tension Regulating Screw for 15142, 15277, 43725 and 66090.....
592E	1446	Shuttle Bobbin Case Latch Stop Screw for 15142, 15277, 43725 and 66090.....

NUMERICAL LIST OF PARTS

NO.	PLATE	NAME
640F	1448	Starting Lever Cushion Screw for 43705..
641C	1449	“ “ Roller and Stud Set Screw for 43704
643E	1469	Button Carrier Bar Connecting Rod Stop Adjusting Screw for 43669, obsolete....
646F	1406	Button Carrier Bar Connection Hinge Screw for 58-1 to 58-5 and 58-9 Ma- chines, obsolete.....
648D	1409	Shuttle Race Ring Spring Screw for 21625, obsolete.....
652D	1450	Button Carrier Lever Connection Hinge Screw for 58-11 and 58-12 Machines, obsolete, use 50618D.....
652D	1450	Button Carrier Rod Hinge Screw for 58-11 and 58-12 Machines, obsolete, use 50618D.....
662D	1449	Shuttle Race Cap Screw for 21625 and 43545.....
665D	1443	Needle Bar Thread Eyelet Screw.....
665D	1443	Thread Clamping Blade Spring Screw for 43739, 43743, 66050 and 66075.....
665D	1443	Thread Clamping Blade (upper) Spring Screw for 66075, for 58-15 Machine....
679c	1443	Needle Bar Frame Pitman Ball Screw Stud (arm end) for 43763 and 66081...
688j	1449	Pressure Regulating Thumb Screw.....
691F	1444	Needle Plate Screw for 58-4, 58-9, 58-11, 58-12 and 58-15 Machines.....
691F	1411	Throat Plate Screw for 58-1 to 58-3 and 58-5 Machines, obsolete.....
715D	1436	Button Guide Thumb Screw for 43574 and 43689.....
717c	1415	Starting Lever Stop Screw for 21646 and 43705.....
732D	1436	Button Carrier Supporting Arm Shaft Cap Screw for 58-11, 58-12 and 58-15 Ma- chines.....
743c	1414	Starting Lever Hinge Pin Position Screw for 21568, obsolete.....
765c	1415	Stitch Forming Cam Driver Cam Position Screw for 21575, 21707 and 21708, obsolete.....
777c	1443	Needle Bar Frame Pitman Ball Screw Stud (frame end) for 43763 and 66082..
793D	1426	Chute Tip Thumb Screw for 43567, obsolete
802D	1449	Button Carrier Lever Hinge Screw for 58-11, 58-12 and 58-15 Machines.....

NO.	PLATE	NAME
802c	1414	Button Feed Lever Hinge Screw for 58-1 to 58-5 and 58-9 Machines, obsolete...
802c	1414	Needle Bar Frame Driving Lever Hinge Screw for 58-1 to 58-5 and 58-9 Machines, obsolete.....
802d	1449	Starting Lever Bell Crank Hinge Screw for 58-11, 58-12 and 58-15 Machines...
810E	1426	Stitch Forming Cam Driver Sliding Block Cap Screw for 58-1 to 58-5 and 58-9 Machines, obsolete.....
857c	1450	Needle Set Screw for 21549.....
858c	1414	Table Belt Guide Pulley Shaft Plug Screw for 14231.....
871E	1449	Belt Cover Bracket Screw Stud for 43584
871E	1449	Stop Cam Spring Stop Block Screw for 21613, 21627, 21640 and 43651.....
888c	1415	Hopper Brush Carrier Worm Position Screw for 21545 and 43671, obsolete...
895c	1414	Pulley (tight) Position Screw for 21613 and 21627, obsolete.....
913c	1449	Stop Cam Interlocking Rod Spring Regulating Thumb Screw for 21646 and 43705
939D	1432	Button Guide Thumb Screw for 43574, obsolete.....
942D	1405	Button Guiding Screw for 21548 and 43510, obsolete.....
943D	1407	Feed Regulator Thumb Screw for 21534, obsolete.....
944F	1449	Hopper Base Screw.....
945F	1449	Needle Bar Frame Screw Centre (upper)
946D	1440	Hopper Brush Carrier Handle Screw for 43689.....
946D	1412	Hopper Brush Carrier Pawl Hinge Screw for 21548, 21605, 43510, 43513 and 43574, obsolete.....
997E	1450	Stop Cam Spring Cover Screw for 21640 and 43651.....
1019c	1426	Button Switch Stud (upper) Set Screw for 43572, obsolete.....
1053D	1436	Button Guide Extension Screw for 43588
1053D	1428	Thread Cutter Screw for 58-4 Machine and 43575, obsolete.....
1069D	1415	Arm Shaft Screw.....
1070c	1448	Stop Cam Interlocking Rod Guide Set Screw for 21649.....
1226E	1443	Presser Bar Lifting Lever (intermediate) Spring Screw Stud for 58-11, 58-12 and 58-15 Machines.....

NO.	PLATE	NAME
1253C	1425	Button Carrier Bar Stop Clamping Screw for 43520, obsolete.....
1253C	1440	Hopper Brush Carrier Forked Connection Shaft Collar Set Screw for 43804.....
1289D	1430	Shuttle Race Ring Spring Screw for 43545
1289D	1430	Thread Cutting Blade Connection Hinge Screw (lever end) for 58-15 Machine...
1302D	1436	Button Switch Plate (back) Screw for 43683.....
1302D	1436	Button Switch Plate (front) Screw for 43683.....
1302D	1427	Presser Foot Button Shank Guide Screw for 43577, obsolete.....
1313E	1471	Bobbin Winder Brake Screw for 126001..
1329D	1444	Thread Cutting Blade Cap Screw for 43703, 43739, 43743, 66050 and 66075..
1329D	1444	Thread Cutting Blade (upper) Cap Screw for 66075, for 58-15 Machine.....
1338C	1448	Tension Screw Stud for 43755, obsolete, use 50327c.....
1419C	1426	Presser Bar Lifting Lever (intermediate) Trip Stud for 21709, obsolete.....
1430D	1471	Bobbin Winder Stop Latch Thumb Lever Hinge Screw for 126010.....
1430D	1471	Bobbin Winder Stop Latch Trip Lever Hinge Screw for 126010.....
1433C	1443	Presser Bar Lifting Lever (intermediate) Trip Stud for 43702.....
1438D	1435	Button Carrier Adjusting Arm Clamping Screw for 43594, obsolete, use 1483D...
1472F	1474	Thread Cutting Blade (lower) Guide Cap Screw for 66088.....
1477D	1444	Presser Foot Extension Screw for 43739, 43743, 43754, 66050 and 66075.....
1483D	1475	Button Carrier Adjusting Arm Clamping Screw for 43594.....
1508E	1450	Starting Lever Screw Centre Nut.....
1510R	7243	Brace Bolt Nut for 51009R, obsolete.....
1517E	1415	Arm Shaft Flanged Bushing (back) Adjusting Screw Nut.....
1517E	1415	Hopper Brush Carrier Shaft Ratchet Wheel Brake Lever Block Spring Adjusting Screw Nut for 43689.....
1517E	1450	Needle Bar Frame Screw Centre (lower) Nut.....
1517D	1450	Needle Bar Frame Screw Centre (upper) Nut.....

NUMERICAL LIST OF PARTS

97

NO.	PLATE	NAME
1518E	1408	Button Carrier Bar Connecting Rod Lock Nut for 58-9 Machine, obsolete.....
1518E	1408	Button Carrier Bar Connecting Rod Stop Adjusting Screw Nut for 43669, obsolete
1518E	1450	Crank Connecting Rod Hinge Screw Nut
1518E	1408	Feed Connecting Link Hinge Screw Nut for 58-1 to 58-3 and 58-5 Machines, obsolete.....
1518E	1408	Feed Forked Connection Hinge Screw Nut for 58-1 to 58-3 and 58-5 Machines, obsolete.....
1518E	1450	Needle Bar Connecting Link Hinge Screw Nut.....
1518E	1450	Needle Bar Frame Pitman Ball Screw Stud (frame end) Nut for 58-11, 58-12 and 58-15 Machines.....
1518E	1408	Needle Bar Frame Pitman Hinge Screw Nut for 58-1 to 58-5 and 58-9 Machines, obsolete.....
1518C	1408	Starting Lever Adjusting Screw Nut for 21568, obsolete.....
1520E	1435	Button Carrier Lever Connection Latch Trip Screw Stud Nut for 58-11, 58-12 and 58-15 Machines.....
1520E	1414	Button Feed Lever Roller and Screw Stud Nut for 1906, obsolete.....
1520E	1414	Needle Bar Frame Driving Lever Roller and Screw Stud Nut for 1906, obsolete
1520E	1435	Needle Bar Frame Pitman Ball Screw Stud (arm end) Nut for 58-11, 58-12 and 58-15 Machines.....
1520E	1435	Starting Lever Stop Screw Nut for 21646 and 43705.....
1520E	1435	Thread Cutting Blade Lever Roller and Screw Stud Nut for 1906.....
1520E	1435	Thread Cutting Blade Lever Shaft Arm Roller and Screw Stud Nut for 1906..
1521E	1428	Button Carrier Adjusting Lever Roller and Screw Stud Nut for 1961, obsolete.....
1521E	1450	Presser Bar Lifting Lever (intermediate) Trip Stud Lock Nut for 21709 and 43702
1522R	—	Leg Bolt Nut for 51057.....
1522R	—	“ Cross Member Bolt Nut for 51057...
1522R	—	Rail Bolt Nut for 51057.....
1522R	—	Treadle Support Bolt Nut for 50297.....
1528J	1414	Foot Lifter Lifting Lever Adjusting Screw Nut for 21585, obsolete.....

NUMERICAL LIST OF PARTS

NO.	PLATE	NAME
1528J	1450	Presser Bar Lifting Lever Adjusting Screw Nut for 21635, 43701 and 43728.....
1538D	1450	Chute Cover Thumb Nut for 43571 and 43622.....
1538D	1450	Hopper Gate Thumb Nut for 43510, 43513, 43574 and 43689.....
1560c	1448	Tension Regulating Thumb Nut for 43755, 44141 and obsolete for 58-1 to 58-5 and 58-9 Machines.....
1562j	1413	Bobbin Winder Tension Regulating Thumb Nut for 27308 and 41636.....
1600r	1475	Leg Brace Bracket Bolt Nut for 50606, obsolete.....
1600r	1475	Treadle Support Bolt Nut for 50606, obsolete.....
1611E	1450	Presser Bar Lifting Lever (intermediate) Trip Stud Nut for 21709 and 43702....
1620j	1471	Bobbin Winder Frame Hinge Screw Nut for 27647.....
1637E	1450	Button Carrier Lever Connection Hinge Screw Nut for 58-11, 58-12 and 58-15 Machines.....
1637E	1450	Button Carrier Rod Hinge Screw Nut for 58-11, 58-12 and 58-15 Machines.....
1638E	1450	Stop Cam Interlocking Rod Spring Regulating Thumb Screw Nut for 21646 and 43705.....
1648E	1450	Pressure Regulating Thumb Screw Lock Nut for 58-11, 58-12 and 58-15 Machines
1711j	1450	Chute Cover Lock Nut for 43571 and 43622.....
1721E	1425	Button Carrier Bar Connecting Rod Nut for 58-9 Machine, obsolete.....
1722E	1472	Needle Bar Frame Pitman Rod Nut (left hand thread) for 66077.....
1723E	1472	Needle Bar Frame Pitman Rod Nut (right hand thread) for 66077.....
1810	1451	Presser Bar Lifting Lever Roller and Stud for 21635, 43701 and 43728.....
1819	1447	Thread Take-up Lever Roller and Stud for 21579.....
1887	—	Button Feed Lever Roller and Screw Stud for 1906, obsolete.....
1887	—	Needle Bar Frame Driving Lever Roller and Screw Stud for 1906, obsolete....
1887	—	Thread Cutting Blade Lever Roller and Screw Stud for 1906.....

NUMERICAL LIST OF PARTS

99

NO.	PLATE	NAME
1887	—	Thread Cutting Blade Lever Shaft Arm Roller and Screw Stud for 1906.....
1906	1415	Button Feed Lever Roller and Screw Stud 1887 with 1520E and 14017, for 58-1 to 58-5 and 58-9 Machines, obsolete.....
1906	1415	Needle Bar Frame Driving Lever Roller and Screw Stud 1887 with 1520E and 14017, for 58-1 to 58-5 and 58-9 Machines, obsolete.....
1906	1451	Thread Cutting Blade Lever Roller and Screw Stud 1887 with 1520E and 14017, for 43714.....
1906	1451	Thread Cutting Blade Lever Shaft Arm Roller and Screw Stud 1887 with 1520E and 14017, for 58-11 and 58-15 Machines
1920	1407	Feed Regulator Roller and Stud for 21530, obsolete.....
1921	1415	Oscillating Shaft Crank Roller and Stud for 21557.....
1921	1451	Starting Lever Bell Crank Roller and Stud for 43706.....
1961	1428	Button Carrier Adjusting Lever Roller and Screw Stud with 1521E and 9525, for 58-9 Machine, obsolete.....
2017	1426	Presser Bar Lifting Lever Adjusting Screw Bracket Rivet for 21635 and 43701, obsolete.....
2018R	7243	Leg Brace Bolt (lower) Nut Washer for 25291, obsolete.....
2022	1469	Needle Bar Frame Driving Arm Pin for 58-11, 58-12 and 58-15 Machines.....
2022	1469	Needle Bar Frame Pitman Arm Pin for 58-11, 58-12 and 58-15 Machines.....
2049	1407	Button Carrier Bar Connection Joint Pin for 58-1 to 58-5 and 58-9 Machines, obsolete.....
2049	1407	Button Carrier Holder Pin for 58-1 to 58-5 and 58-9 Machines, obsolete.....
2049	1407	Feed Regulator Dowel Pin for 21534, obsolete.....
2049	1448	Hopper Brush Carrier Shaft Ratchet Wheel Pin for 66057.....
2049	1448	Oscillating Shaft Crank Pin.....
2049	1448	Shuttle Driver Pin for 58-11, 58-12 and 58-15 Machines.....
2049	1407	Shuttle Driver and Feed Lifting Cam Pin for 58-1 to 58-5 and 58-9 Machines, obsolete.....

NO.	PLATE	NAME
2049	1448	Thread Cutting Blade Lever Pin for 58-11 and 58-15 Machines.....
2049	1448	Thread Cutting Blade Lever Shaft Arm Pin for 58-11 and 58-15 Machines.....
2062	1412	Presser Bar Lifter, obsolete.....
2102	1448	Tension Disc for 43756.....
2103	1448	“ Spring for 43756.....
2106	1413	Bobbin Winder Tension Thread Guide for 27308.....
2117	1413	Starting Crank Pin for 21572, obsolete...
2269	1451	Button Carrier Pin for 66060, 66063 and 66107.....
2269	1451	Button Carrier Supporting Arm Pin for 66072.....
2270	1427	Presser Bar Lifting Lever (intermediate) Trip Stud Spring for 21636, obsolete...
2273	1451	Hopper Brush Carrier Shaft Ratchet Wheel Lever Pawl Spring Pin for 43640
2273	1451	Hopper Gate Screw Stud Pin for 43509, 43512, 43572 and 43683.....
2273	1427	Presser Bar Lifting Lever (intermediate) Trip Stud Spring Stop Pin for 21636, obsolete.....
2455	1413	Bobbin Winder Tension Disc for 27308 and 41636.....
2523	1446	Shuttle Bobbin Case Position Finger Rivet for 15142, 15277, 43725 and 66090
2523	1446	Shuttle Race Cap Steady Pin for 21625 and 43545.....
2532	1409	Shuttle Race Ring Position Pin for 21625, obsolete.....
2533	1409	Shuttle Race Ring Spring for 21625, obsolete.....
2770	7242	Starting Lever Rock Shaft Stop Dog with 356c, for 63981.....
2921	1412	Tension Disc for 58-1 to 58-5 and 58-9 Machines, obsolete.....
2923	1412	Tension Spring for 58-1 to 58-5 and 58-9 Machines, obsolete.....
2973	1446	Shuttle Bobbin Case Latch Lever for 15141
2974	1446	Shuttle Bobbin Case Latch Lever Fulcrum Pin for 15141.....
2975	1446	Shuttle Bobbin Case Latch Spring for 15142, 15277, 43725 and 66090.....
2996	1446	Shuttle Bobbin for 21561, 43654 and 66091
3012	1451	Thread Take-up Cam Pin.....

NUMERICAL LIST OF PARTS

101

NO.	PLATE	NAME
3032	1402	Feed Cam with 446c, for 58-1 to 58-3 and 58-5 Machines, obsolete.....
3033	1408	Feed Connecting Link for 58-1 to 58-3 and 58-5 Machines, obsolete.....
*3045	1408	Needle Bar Connecting Link for 43726 and obsolete for 58-1 to 58-5 and 58-9 Machines.....
3100	1401	Button Carrier Bar Connecting Rod Spring for 58-1 to 58-5 and 58-9 Machines, obsolete.....
*4349	—	Crank Connecting Rod Cap for 12108....
4784	1443	Oscillating Rock Shaft Oil Pad for 21630
4820	1446	Shuttle Bobbin Case Position Finger for 43725.....
4822	1417	Wrench for 1521, 1528 and 1637 (Accessories).....
5544	1407	Feed Regulator Crank with two 448c, for 58-1 to 58-3, 58-5 and 58-9 Machines, obsolete.....
5670	—	Foot Lifter Chain, length 26 in. to 35 in., with 56864 and 56865, for 21590, obsolete.....
6055	1415	Bolt Nut Washer (Accessories).....
6458	1408	Feed Dog Carrier for 58-1 to 58-3 and 58-5 Machines, obsolete.....
6472	1431	Shuttle Race Cap Latch for 21566, obsolete.....
6533	1407	Feed Regulator Hinge Pin Collar with 460c, for 21534, obsolete.....
6533	1407	Feed Regulator Thumb Screw Collar with 460c, for 21534, obsolete.....
7071	1405	Button Guide Screw Washer for 21605 and 43513, obsolete.....
7071	1405	Button Guide Spring Screw Washer for 21525, obsolete.....
7071	1405	Button Guiding Spring Screw Washer for 21601.....
7071	1405	Button Retaining Spring Screw Washer for 21525, obsolete.....
7071	1405	Chute Support Bracket Screw Washer for 58-3 to 58-5 Machines, obsolete.....
7124	7242	Starting Lever Rock Shaft for 63981.....
7336	1448	Thread Take-up Spring Regulator for 43756 and obsolete for 58-1 to 58-5 and 58-9 Machines.....
7585	1400	Foot Lifter and Starting Treadle Shaft for 14211 and 14358.....

NO.	PLATE	NAME
8511	1448	Thread Take-up Spring for 43756 and obsolete for 58-1 to 58-5 and 58-9 Machines.....
8582	1451	Starting Lever Bracket Dowel Pin.....
9079	1418	Foot Lifter and Starting Treadle Connection Clamp with 354c, for 21582.....
9281R	1475	Brace Bolt Nut Washer for 25291, obsolete
9281R	1475	Leg Brace Bracket Bolt Nut Washer for 25291, obsolete.....
9281R	1475	Treadle Support Bolt Nut Washer for 25291, obsolete.....
9525	1428	Button Carrier Adjusting Lever Roller and Screw Stud Nut Washer for 1961, obsolete.....
9525	1447	Thread Cutting Blade Lever Spring Screw Washer for 58-11 and 58-15 Machines
9842R	7243	Leg Brace Bolt (upper) Nut Washer for 25291, obsolete.....
10141	1413	Bobbin Winder Tension Spring for 27308
10875	1417	Wrench for 1517, 1518, 1520, 1611, 1722 and 1723 (Accessories).....
11167	1441	Presser Bar Spring.....
11170	1439	“ “ “ Washer.....
11193	1428	Button Carrier Adjusting Lever Stop Pin for 43580, obsolete.....
11241	1417	Bobbin Winder Spool Washer (cloth) for 27308.....
11831	1452	Screw Driver, large (Accessories).....
12108	1437	Crank Connecting Rod with 4349 and two 158E.....
12149	1448	Tension Thread Guard.....
12388	1441	Oscillating Rock Shaft Hinge Pin for 21630
12620P	—	Leg Bolt Washer for 126758.....
12620P	—	“ Cross Member Bolt Washer for 126758
12620P	—	Rail Bolt Washer for 126758.....
12620P	—	Treadle Support Bolt Washer for 46712..
13224	1413	Trip Lever Spring for 58-1 to 58-5 and 58-9 Machines, obsolete.....
14003	1402	Arm Shaft Flanged Bushing, obsolete....
14017	1413	Button Feed Lever Roller and Screw Stud Nut Washer for 1906, obsolete.....
14017	1413	Needle Bar Frame Driving Lever Roller and Screw Stud Nut Washer for 1906, obsolete.....
14017	1451	Thread Cutting Blade Lever Roller and Screw Stud Nut Washer for 1906.....

NO.	PLATE	NAME
14017	1451	Thread Cutting Blade Lever Shaft Arm Roller and Screw Stud Nut Washer for 1906.....
14026	1406	Button Carrier Bar Connection Pin for 21508, 43555 and 43587, obsolete.....
14026	1451	Hopper Brush Carrier Handle Pin for 43689.....
14068	1403	Stitch Forming Cam Driver for 58-4 and 58-5 Machines, obsolete.....
14069	1403	Stitch Forming Cam Driver Cam with two 448c, for 58-4 and 58-5 Machines, obsolete.....
14081	1418	Foot Lifter and Starting Treadle Connection (lower) for 21582.....
14089	1403	Stitch Forming Cam Driver Cam with two 448c, for 58-2 and 58-3 Machines, obsolete.....
14165	1408	Pulley (loose) Washer, obsolete.....
14169	1404	Stop Cam Collar for 21613 and 21627, obsolete.....
14172	1404	Stop Cam Spring Cover for 21613 and 21627, obsolete.....
14174	1445	Starting Lever Spring.....
14174	1404	Stop Cam Interlocking Lever Spring, obsolete.....
14204	1404	Stop Cam Interlocking Lever for 21572, obsolete.....
14206	1413	Starting Lever Trip Stud for 21572 and 21646, obsolete.....
14208	1408	Stop Cam Pin for 21576, obsolete.....
14209	1418	Foot Lifter and Starting Treadle for 14211 and 14358.....
14210	1418	Starting Treadle Stand for 14211, obsolete
14211	1418	Starting Treadle complete for 21590, Nos. 7585, 14209, 14210 and four wood screws 1¼ in. No. 12, obsolete, use 14358
14213	1401	Pulley (tight) with 14222, for 21613, obsolete.....
14222	1408	Pulley (loose) Washer Steady Pin for 14213 and 14238, obsolete.....
14224	—	Starting Lever Rock Shaft Chain, length 10¼ in., with 56864, for 63981.....

Nos. 14229 TO 14231 FOR 14232

14229	1418	Table Belt Guide Bracket with 448c.....
14230	1418	“ “ “ Pulley.....
14231	1400	“ “ “ “ Shaft with 858c

NO.	PLATE	NAME
14232	1418	Table Belt Guide complete, Nos. 14229 to 14231 and four wood screws 1¼ in. No. 10 R. H. B.....
14236	1404	Pulley (loose) for 21628, obsolete.....
14238	1404	" (tight) with 14222, for 21627, obsolete.....
14250	1419	Stitch Forming Cam Driver for 58-4, 58-5 and 58-9 Machines, obsolete.....
14253	1426	Stitch Forming Cam Driver Sliding Block for 58-1 to 58-5 and 58-9 Machines, obsolete.....
14277	1426	Stop Cam Interlocking Rod Guide Washer (rawhide) for 21646, obsolete.....
14357	1418	Foot Lifter and Starting Treadle Stand for 14358.....
14358	1418	Foot Lifter and Starting Treadle complete, Nos. 7585, 14209, 14357 and two wood screws 1¼ in. No. 12.....
15027	1410	Shuttle Bobbin Case Position Finger for 15142 and 15277, obsolete.....
15072	1413	Bobbin Winder Bobbin Position Pin for 27538.....
15098	1427	Shuttle Tension Spring for 15142, obsolete
15140	1446	" Bobbin Case Latch for 15141....
15141	1446	Shuttle Bobbin Case Hinge for 15142, 15277, 43725 and 66090, Nos. 2973, 2974 and 15140.....
15142	1427	Shuttle Bobbin Case complete, Nos. 591F, 592E, 2523, 2975, 15027, 15098 and 15141, obsolete, use 15277.....
15277	1410	Shuttle Bobbin Case complete for 21561, Nos. 591F, 592E, 2523, 2975, 15027, 15141, 15278 and 62739, obsolete.....
15278	1410	Shuttle Tension Spring for 15277, obsolete
16128	7242	Starting Lever Rock Shaft Hanger with two wood screws 1 in. No. 10, for 63981
18413	1430	Shuttle Race Ring Spring for 43545.....
20037	1412	Tension Releaser for 58-1 to 58-5 and 58-9 Machines, obsolete.....
*21501	—	Arm and Cylinder with 21503, for 58-1 to 58-3 and 58-5 Machines, obsolete.....
21502	1424	Arm Shaft, used with 21613, obsolete....
*21503	—	" " Bushing (front) for 21501, 21701, 43550, 43676, 43749 and 66086..
21504	1406	Button Carrier 21591 with 171F and 21592, for 58-1 and 58-2 Machines, obsolete...

NO.	PLATE	NAME
21505	1401	Button Carrier Bar for 58-1 to 58-5 and 58-9 Machines, obsolete.....
21506	1405	Button Carrier Bar Collar with 457c, for 58-1 to 58-5 and 58-9 Machines, obsolete
21506	1405	Presser Bar Stop Collar with 457c, obsolete.....
21507	1402	Button Carrier Bar Connecting Rod for 21508 and 43555, obsolete.....
21508	—	Button Carrier Bar Connecting Rod 21507 with 14026 and 21510, for 58-1 to 58-5 Machines, obsolete.....
21509	1406	Button Carrier Bar Connecting Rod Adjusting Collar with 207κ, for 58-1 to 58-5 Machines, obsolete.....
21509	1406	Button Carrier Bar Connecting Rod Spring Collar with 207κ, for 58-1 to 58-5 Machines, obsolete.....
21510	1406	Button Carrier Bar Connection for 21508, obsolete.....
21511	1406	Button Carrier Bar Connection Joint with 157D, for 58-1 to 58-5 Machines, obsolete.....
21512	1406	Button Carrier Holder with 209F, for 58-1 to 58-5 Machines, obsolete.....
21513	1402	Button Feed Lever for 58-1 to 58-5 and 58-9 Machines, obsolete.....

Nos. 21514 TO 21516 FOR 21548 AND 43510, OBSOLETE

21514	1405	Button Guide.....
21515	1405	“ “ Block.....
21516	1405	“ “ “ Dowel Pin.....
21517	1413	“ “ Spring for 21525, obsolete
21518	1405	“ Receiving Guide (left) for 21548 and 43510, obsolete.....
21519	1405	Button Receiving Guide (right) for 21548 and 43510, obsolete.....
21520	1413	Button Retaining Spring for 21525, obsolete.....
21521	1401	Chute Cover with two 21522, for 21525, obsolete.....
21522	1413	Chute Cover Adjusting Stud for 21521 and 21600.....
21523	1401	Chute Frame for 21525 and 21601, obsolete
21524	1405	“ Support Bracket for 58-1 to 58-5 Machines, obsolete.....
21525	—	Chute complete for 21548 and 43510, Nos. 190D, 219F, 21517, 21520, 21521, 21523 and two each 207F and 7071, obsolete..

NO.	PLATE	NAME
21526	1411	Feed Dog for 58-1 and 58-2 Machines, obsolete.....
21527	1400	Feed Forked Connection for 58-1 to 58-3 and 58-5 Machines, obsolete.....
21528	1407	Feed Regulating Fork with 448c, for 58-1 to 58-3, 58-5 and 58-9 Machines, obsolete.....
21529	1407	Feed Regulating Fork Sliding Block for 21533, obsolete.....
21530	1407	Feed Regulator with 190D and 1920, for 21534, obsolete.....
21531	1407	Feed Regulator Crank Shaft for 58-1 to 58-3, 58-5 and 58-9 Machines, obsolete
21532	1407	Feed Regulator Hinge Pin for 21534, obsolete.....
21533	1407	Feed Regulator Slide with 21529, for 21534, obsolete.....
21534	—	Feed Regulator complete for 58-1 to 58-3 and 58-5 Machines, Nos. 943D, 2049, 21530, 21532, 21533 and two 6533, obsolete.....
21535	1400	Feed Rock Shaft for 58-1 to 58-3 and 58-5 Machines, obsolete.....
21536	1408	Feed Rock Shaft Crank with 190D, for 58-1 to 58-3 and 58-5 Machines, obsolete
21537	1416	Hopper Base for 21548, obsolete.....
21538	—	“ Brush for 21548, 21605, 43510, 43513, 43574 and 43689.....
21539	1438	Hopper Brush Carrier for 21548, 21605, 43510, 43513, 43574 and 43689.....
21540	1412	Hopper Brush Carrier Pawl for 21548, 21605, 43510, 43513 and 43574, obsolete
21541	1412	Hopper Brush Carrier Pawl Spring for 21548, 21605, 43510, 43513 and 43574, obsolete.....
21542	1438	Hopper Brush Carrier Shaft for 21548, 21605, 43510, 43513, 43574 and 43689
21543	1405	Hopper Brush Carrier Shaft Collar with 450c, for 21548, 21605, 43510, 43513 and 43574, obsolete.....
21544	1402	Hopper Brush Carrier Shaft Worm Wheel with two 448c, for 21548, 21605, 43510, 43513 and 43574, obsolete.....
21545	1402	Hopper Brush Carrier Worm with 445c and 888c, for 58-1 to 58-5 and 58-9 Machines, obsolete.....
21546	1402	Hopper Gate for 21548 and 21605, obsolete

NUMERICAL LIST OF PARTS

107

NO.	PLATE	NAME
21547	1416	Hopper Rim for 21548 and 43510, obsolete
21548	—	Hopper complete for 58-1 and 58-2 Machines, Nos. 103D, 141F, 286D, 942D, 946D, 21514, 21515, 21518, 21519, 21525, 21537, 21539 to 21544, 21546, 21547, two each 171F, 21516, six 21538 and eight 217J, obsolete, use 43510.....
21549	1441	Needle Bar with 857c.....
21550	1402	“ “ Frame for 58-1 to 58-5 and 58-9 Machines, obsolete.....
21551	1402	Needle Bar Frame Driving Lever for 58-1 to 58-5 and 58-9 Machines, obsolete...
21552	1402	Needle Bar Frame Pitman for 58-1 to 58-5 Machines, obsolete.....
21553	1443	Needle Bar Frame Thread Eyelet.....
21554	1443	“ “ Thread Eyelet.....
*21555	1441	Oscillating Rock Shaft for 21630.....
21556	1441	“ Shaft.....
21557	1448	“ “ Crank with 460c and 1921
21559	1406	Presser Bar Lifting Bracket with 446c, for 58-1 to 58-5 and 58-9 Machines, obsolete
21560	1406	Presser Foot complete for 58-1 and 58-2 Machines, Nos. 197F, 21593 and 21594, obsolete, use 43516.....
21561	1410	Shuttle, 1 $\frac{1}{8}$ in. diam., for 58-1 to 58-5 and 58-9 Machines, Nos. 2996, 15277 and 21562, obsolete.....
21562	1446	Shuttle Body for 21561, 43654 and 66091
21563	1410	“ Driver for 58-1 to 58-5 and 58-9 Machines, obsolete.....
21564	1431	Shuttle Race, obsolete, use 21625.....
21565	—	“ “ Cap for 21566, obsolete...
21566	1431	Shuttle Race Cap complete, Nos. 6472, 21565 and two 240b, obsolete.....
21567	—	Starting Crank, obsolete, use 21614.....
21568	1404	“ Lever with 422c, 443c, 743c and 1518c, for 21572, obsolete.....
21569	1408	Starting Lever Belt Shifter for 21572, obsolete.....
21570	1404	Starting Lever Bracket, obsolete.....
21571	1404	“ “ Hinge Pin for 21572, obsolete.....
21572	—	Starting Lever complete, Nos. 2117, 14204, 14206, 21568, 21569, 21571, 21614 and two 159F, obsolete.....
21573	1403	Stitch Forming Cam, 2 $\frac{53}{64}$ in. diam. (27 teeth) with 457c and 21584, for 58-1 Machine, obsolete.....

NO.	PLATE	NAME
21574	1403	Stitch Forming Cam Driver for 58-1 Machine, obsolete.....
21575	1403	Stitch Forming Cam Driver Cam with 448c and 765c, for 58-1 Machine, obsolete.....
21576	1404	Stop Cam with 14208, for 21613 and 21627, obsolete.....
21577	1413	Thread Eyelet (side of arm) for 58-1 to 58-5 and 58-9 Machines, obsolete.....
21578	1441	Thread Take-up Cam 43764 with 446c...
*21579	1447	“ “ Lever with 1819, for 43673
21580	1411	Throat Plate for 21621, obsolete.....
21581	1418	Foot Lifter and Starting Treadle Connection (upper) for 21582.....
21582	1418	Foot Lifter and Starting Treadle Connection complete, Nos. 14081, 21581 and two 9079.....
21583	1400	Trip Lever for 58-1 to 58-5 and 58-9 Machines, obsolete.....
21584	1413	Stitch Forming Cam Trip Stud for 21573, 21588, 21610, 21620 and 43546, obsolete
21585	1400	Foot Lifter Lifting Lever with 141c and 1528j, for 21590, obsolete.....
21586	1400	Foot Lifter Lifting Lever Spring for 21590, obsolete.....
21586	1400	Presser Bar Lifting Lever Spring for 58-1 to 58-5 and 58-9 Machines, obsolete...
21587	1424	Foot Lifter Pitman, length 12 in., for 21590, obsolete.....
21588	1403	Stitch Forming Cam, $2\frac{5}{8}$ in. diam. (21 teeth) with 457c and 21584, for 58-2 and 58-3 Machines, obsolete.....
21589	1403	Stitch Forming Cam Driver for 58-2 Machine, obsolete.....
21590	—	Foot Lifter complete, Nos. 65c, 191c, 5670, 14211 and 21585 to 21587, obsolete....
21591	—	Button Carrier for 21504, obsolete.....
21592	1406	“ Gauge for 21504, obsolete.....
21593	—	Presser Foot Body for 21560, obsolete, use 43514.....
21594	1406	Button Shank Adjusting Piece for 21560, 21632 and 43516, obsolete.....
21595	1406	Button Carrier for 58-3 to 58-5 Machines, obsolete.....
21596	1405	Button Guide for 21605 and 43513, obsolete.....

NUMERICAL LIST OF PARTS

109

NO.	PLATE	NAME
21597	1436	Button Guide Adjusting Block for 21605, 43513, 43574 and 43689.....
21598	1413	Button Guiding Spring for 21601, obsolete
21599	1405	“ Switch Stud for 21602 and 43512, obsolete.....
21600	1401	Chute Cover with two 21522, for 21601, obsolete.....
21601	—	Chute complete for 21605 and 43513, Nos. 219F, 7071, 21523, 21598, 21600 and two 207F, obsolete.....
21602	1416	Hopper Base with two each 460c and 21599, for 21605, obsolete.....
21603	1440	Hopper Brush Lifter for 21605, 43513, 43574 and 43689.....
21604	1416	Hopper Rim for 21605 and 43513, obsolete
21605	—	Hopper complete for 58-3 to 58-5 Machines, Nos. 103D, 133F, 286D, 946D, 7071, 21539 to 21544, 21546, 21596, 21597, 21601, 21602, 21604, two each 171F, 21603, four 217J and six 21538, obsolete, use 43513.....
21606	1412	Tension Releasing Lever for 58-1 to 58-5 and 58-9 Machines, obsolete.....
21608	1411	Button Stop Plate for 21609, for 58-4 Machine, obsolete.....
21609	1411	Needle Plate with 21608 and two 240D, for 58-4 Machine, obsolete.....
21610	1403	Stitch Forming Cam, $2\frac{53}{64}$ in. diam. (17 teeth) with 457c and 21584, for 58-4 Machine, obsolete.....
21611	1411	Thread Cutter for 21609, obsolete.....
21612	1401	Pulley (loose) obsolete.....
21613	—	“ (tight) 14213 with 437C, 871E, 895C, 14169, 14172, 21576, 21615 to 21617 and three 398E, for 21502, obsolete....
21614	1404	Starting Crank for 21572, obsolete.....
Nos. 21615 TO 21617 FOR 21613, 21627, 21640 AND 43651		
21615	1445	Stop Cam Spring (long).....
21616	1445	“ “ “ (short).....
21617	1448	“ “ “ Stop Block.....
21618	1411	Throat Plate for 21526.....
21619	1401	Presser Bar for 58-1 to 58-5 Machines, obsolete.....
21620	1403	Stitch Forming Cam, $2\frac{53}{64}$ in. diam. (17 teeth) with 457c and 21584, for 58-5 Machine, obsolete.....

NO.	PLATE	NAME
21621	1411	Feed Dog for 58-3 and 58-5 Machines, obsolete.....
Nos. 21622 TO 21624 FOR 21625, OBSOLETE		
21622	—	Shuttle Race Body.....
21623	1409	“ “ Cap.....
21624	1409	“ “ Ring.....
21625	1409	Shuttle Race (flexible) complete for 58-1 to 58-5 Machines, Nos. 648D, 662D, 2523, 2533, 21622 to 21624 and two 2532, obsolete.....
21626	1416	Arm Shaft for 21628, obsolete.....
21627	—	Pulley (tight) 14238 with 871E, 14169, 14172, 21576, 21615 to 21617, two 895c and three 398E, for 21628, obsolete....
21628	—	Pulleys complete, Nos. 14236 and 21627, obsolete.....
21629	1408	Needle Bar Connecting Stud with 155c, for 58-1 to 58-5 and 58-9 Machines, obsolete.....
21630	—	Oscillating Rock Shaft 21555 with 4784 and 12388.....
21631	—	Presser Foot Body for 21632, obsolete....
21632	1421	Presser Foot complete, for small round buttons, for export, for 58-3 to 58-5 Machines, Nos. 197E, 21594 and 21631, obsolete.....
21633	1416	Arm Shaft for 58-1 to 58-5 and 58-9 Machines, obsolete.....
21634	1419	Arm Shaft Flanged Bushing (back).....
21635	1420	Presser Bar Lifting Lever with 119c, 1528J, 1810, 21658 and two 2017, for 58-1 to 58-5 and 58-9 Machines, obsolete, use 43728.....
21636	1420	Presser Bar Lifting Lever (intermediate) with 2270, 2273 and 21637, obsolete, use 21709.....
21637	1421	Presser Bar Lifting Lever (intermediate) Trip Stud for 21636, obsolete.....
21638	1419	Pulley (loose) for 21641 and 43652, obsolete, use 66085.....
21639	1419	Pulley (tight) for 21640, obsolete.....
21640	—	Pulley (tight) complete for 21641, Nos. 871E, 21615 to 21617, 21639, 21647, 21653 and two 997E, obsolete.....
21641	—	Pulleys complete for 58-1 to 58-5 and 58-9 Machines, Nos. 21640 and 66085, obsolete.....

NO.	PLATE	NAME
21642	1416	Starting Lever for 21646, obsolete.
21643	1447	“ “ Belt Shifter for 21646 and 43705.
21644	1416	Starting Lever Bracket for 58-1 to 58-5 and 58-9 Machines, obsolete.
21645	1448	Starting Lever Cushion (rawhide) for 21646 and 43705.
21646	—	Starting Lever complete for 58-1 to 58-5 and 58-9 Machines, Nos. 717c, 913c, 1520E, 1638E, 14206, 21642, 21643, 21645, 21649, 21651, 43583, two each 159F, 399F and three 14277, obsolete. . .
21647	1445	Stop Cam with 21652, for 21640 and 43651
21648	1419	“ “ Interlocking Rod, obsolete, use 43583.
21649	1448	Stop Cam Interlocking Rod Guide with 1070c, for 21646 and 43705.
21650	1421	Stop Cam Interlocking Rod Guide Washer (rawhide) obsolete, use 14277.
21651	1445	Stop Cam Interlocking Rod Spring for 21646 and 43705.
21652	1451	Stop Cam Pin for 21647.
21653	1445	“ “ Spring Cover for 21640 and 43651.
21654	1452	Wrench for 1508 and 1638 (Accessories)..
Nos. 21655 TO 21657 FOR 58-1 TO 58-3 AND 58-5 MACHINES, OBSOLETE		
21655	1421	Feed Regulating Fork with two 448c.
21656	1421	“ Regulator Crank Shaft.
21657	1421	“ “ “ “ Bushing.
21658	1421	Presser Bar Lifting Lever Adjusting Screw Bracket for 21635 and 43701, obsolete
21659	1419	Stitch Forming Cam Driver for 58-1 Ma- chine, obsolete.
21660	1419	Stitch Forming Cam Driver for 58-2 and 58-3 Machines, obsolete.
21700	1443	Presser Bar Lifting Lever (intermediate) Hinge Stud.
*21701	—	Arm and Cylinder with 21503, for 58-4 Machine, obsolete.
21702	1428	Needle Plate for 58-4 Machine, obsolete..
21706	1428	Thread Cutter for 58-4 Machine, obsolete
21707	1419	Stitch Forming Cam Driver Cam with 448c and 765c, for 58-4, 58-5 and 58-9 Machines, obsolete.

NO.	PLATE	NAME
21708	1419	Stitch Forming Cam Driver Cam with 448c and 765c, for 58-2 and 58-3 Machines, obsolete.....
21709	1420	Presser Bar Lifting Lever (intermediate) with 1419c, 1521E, 1611E and 21710, for 58-1 to 58-5 and 58-9 Machines, obsolete.....
21710	1426	Presser Bar Lifting Lever (intermediate) Trip Stud Spring for 21709, obsolete...
21724	1443	Presser Bar Lifting Lever (intermediate) Trip Stud Spring for 43702.....
21730	1434	Starting Lever Bracket for 58-11, 58-12 and 58-15 Machines.....
23373	1434	Belt Cover for 58-9, 58-11, 58-12 and 58-15 Machines.....
23668	1451	Needle Bar Frame Cam Pin for 58-11, 58-12 and 58-15 Machines.....
23668	1451	Pulley (tight) Pin.....
23668	1451	Starting Lever Bell Crank Cam Pin for 58-11, 58-12 and 58-15 Machines.....
24872	1468	Button Carrier Lever Connection Latch Spring for 66070.....
25291	—	Stand (iron work) complete, for $\frac{1}{2}$ H. P. Electric Transmitter, Nos. 46673, 46676, 46677, 46683, two each 2018R, 9842R, 46674, 46675, 51083R, 51088R, four each 50606R, 51009R, 67425 and eight 9281R, obsolete.....
25297	—	Stand (steel work) complete, for Singer Individual and 1600 Series Motors, Nos. 46711 and two each 46707, 46712 and 126758.....
26026	1417	Screw Driver, medium (Accessories).....
26485	1417	" " small (Accessories).....
27260	1471	Bobbin Winder Frame Hinge Pin for 126010.....
27302	1417	Bobbin Winder Frame for 27647.....
27303	1413	" " " Spring for 27647..
27306	1417	" " Spool Pin for 27308.....
27307	1417	" " " Stand for 27308....
27308	1417	Bobbin Winder Spool Stand complete for 27544, Nos. 418E, 1562J, 2106, 10141, 11241, 27306, 27307 and two each 2455 and wood screws 1 in. No. 10.....
27312	1417	Bobbin Winder Stop Latch for 27647....
27538	1475	" " Spindle 27849 with 15072, 27850 and 41828, for 27647.....

NO.	PLATE	NAME
27540	1417	Bobbin Winder Base for 27647.....
27541	1417	“ “ Pulley for 27647.....
27544	—	Bobbin Winder (swinging automatic, right hand) complete, Nos. 27308 and 27647
27647	1417	Bobbin Winder for 27544, Nos. 35D, 1620J, 27302, 27303, 27312, 27538, 27540, 27541, 50356D and two wood screws 1 in. No. 7.....
27683	7242	Starting Lever Rock Shaft Arm with two 356c, for 63981.....
27739	7234	Thread Unwinder Thread Cone (wood) for large cones, for 225396.....
27795	1475	Button Carrier Lever Connection Adjusting Collar Set Screw Washer for 66070
*27849	1475	Bobbin Winder Spindle for 27538.....
*27850	1475	“ “ “ Collar for 27538..
32572	1448	Tension Releasing Disc for 43756.....
36472	1433	Thread Cutter for 58-9 Machine, obsolete
39303	1443	Presser Bar Lifting Lever (intermediate) Spring for 58-11, 58-12 and 58-15 Machines.....
41635	—	Bobbin Winder Tension Bracket with 175D, for 41636.....
41636	1471	Bobbin Winder Tension Bracket complete for 126011, Nos. 418E, 1562J, 41635, 43808 and two 2455.....
41828	1475	Bobbin Winder Spindle Collar Pin for 27538.....
43509	1416	Hopper Base with 2273 and 50024E, for 43510, obsolete.....
43510	—	Hopper complete for 58-1 and 58-2 Machines, Nos. 103D, 141F, 942D, 946D, 1538D, 21514, 21515, 21518, 21519, 21525, 21539 to 21544, 21547, 43509, 43511, two each 171F, 21516, six 21538 and eight 217J, obsolete.....
43511	1438	Hopper Gate for 43510, 43513, 43574 and 43689.....
43512	1424	Hopper Base with 2273, 50024E and two each 460c and 21599, for 43513, obsolete
43513	—	Hopper complete for 58-3 to 58-5 Machines, Nos. 103D, 133F, 946D, 1538D, 7071, 21539 to 21544, 21596, 21597, 21601, 21604, 43511, 43512, two each 171F, 21603, four 217J and six 21538, obsolete.....

NO.	PLATE	NAME
43514	—	Presser Foot Body with 233D and 43515, for 43516, obsolete.....
43515	1428	Presser Foot Button Guide for 43514, obsolete.....
43516	1428	Presser Foot complete for 58-1 to 58-5 Machines, Nos. 197F, 21594 and 43514, obsolete.....
43520	1425	Button Carrier Bar Stop with 1253c, for 58-9 Machine, obsolete.....
43521	1425	Button Carrier Holder with 209F, for 58-9 Machine, obsolete.....
43534	1429	Needle Bar Frame Pitman Connection (frame end) for 43536, obsolete.....
43535	1429	Needle Bar Frame Pitman Connection (lever end) for 43536, obsolete.....
43536	1429	Needle Bar Frame Pitman (adjustable) complete for 58-9 Machine, Nos. 43534, 43535 and two 191F, obsolete.....
Nos. 43542 TO 43544 FOR 43545		
43542	—	Shuttle Race Body.....
43543	1430	“ “ Cap.....
43544	1430	“ “ Ring.....
43545	1430	Shuttle Race (flexible) complete for 58-9, 58-11, 58-12 and 58-15 Machines, Nos. 662D, 2523, 43542 to 43544 and two each 1289D and 18413.....
43546	1429	Switch Forming Cam, $2\frac{5}{8}$ in. diam. (17 teeth) with 465c and 21584, for 58-9 Machine, obsolete.....
43547	1427	Thread Cutter for 43575, obsolete.....
*43550	—	Arm and Cylinder with 21503, for 58-9 Machine, obsolete.....
43551	—	Button Carrier for 43552, obsolete, use 43579.....
43552	—	Button Carrier complete for 58-9 Machine, Nos. 90D, 228D, 43551, 43553 and 43554, obsolete, use 43580.....
43553	1427	Button Carrier Adjusting Lever for 43552, obsolete.....
43554	1427	Button Carrier Adjusting Lever Spring for 43552, obsolete.....
43555	1427	Button Carrier Bar Connecting Rod 21507 with 14026 and 43557, for 58-9 Machine, obsolete.....
43556	1425	Button Carrier Bar Connecting Rod Spring Collar with two 207K, for 58-9 Machine, obsolete.....

NO.	PLATE	NAME
43557	1425	Button Carrier Bar Connection for 43555 and 43587, obsolete.....
43558	1425	Button Carrier Bar Connection Joint with 157D, for 58-9 Machine, obsolete..
43559	1427	Button Guide for 58-9 Machine, obsolete
43560	1425	“ Retaining Spring, for Nos. 3¼ to 5½ buttons, for 43571, obsolete.....
43561	—	Button Retaining Spring, for Nos. 4¼ to 5½ buttons, for 58-9 Machine, obsolete, use 43560.....
43562	1425	Button Retaining Spring Screw Washer for 43571, obsolete.....
43563	1436	Button Switch Stud for 43683.....
43563	1426	“ “ “ (lower) for 43572, obsolete.....
43564	1426	Button Switch Stud (upper) for 43572, obsolete.....
43565	1420	Chute Cover with 50079D, for 43571, obsolete.....
43566	1436	Chute Cover Spring for 43571 and 43622
43567	1420	“ Frame with 89D, 793D, 43570 and 50079D, for 43571, obsolete.....
43568	1420	Chute Support Bracket for 58-9 Machine, obsolete.....
43569	1436	Chute Support Bracket Washer for 58-9, 58-11, 58-12 and 58-15 Machines.....
43570	1426	Chute Tip for 43567, obsolete.....
43571	—	Chute complete for 43574, Nos. 207F, 43560, 43562, 43565, 43567 and two each 1538D, 1711J and 43566, obsolete
43572	1424	Hopper Base with 460C, 1019C, 2273, 43563, 43564 and 50024E, for 43574, obsolete.....
43573	1434	Hopper Rim for 43574 and 43689.....
43574	—	Hopper complete for 58-9 Machine, Nos. 103D, 715D, 946D, 1538D, 21539 to 21544, 21597, 43511, 43571 to 43573, 43588, two each 171F, 21603, four 217J and six 21538, obsolete.....
43575	1427	Needle Plate with 43547 and two 1053D, for 58-9 Machine, obsolete.....
43576	1441	Presser Bar for 58-9, 58-11, 58-12 and 58-15 Machines.....
43577	1427	Presser Foot with 1302D and 43578, for 58-9 Machine, obsolete.....
43578	1427	Presser Foot Button Shank Guide for 43577, obsolete.....

NO.	PLATE	NAME
43579	1428	Button Carrier for 43580, obsolete.....
43580	1428	Button Carrier complete for 58-9 Machine, Nos. 90D, 228D, 11193, 43579, 43581 and 43582, obsolete.....
43581	1428	Button Carrier Adjusting Lever for 43580, obsolete.....
43582	1428	Button Carrier Adjusting Lever Spring for 43580, obsolete.....
43583	1420	Stop Cam Interlocking Rod for 21646 and 43705.....
43584	1434	Belt Cover Bracket with 871E and 43585, for 58-9, 58-11, 58-12 and 58-15 Ma- chines.....
43585	1451	Belt Cover Bracket Stud for 43584.....
43586	—	Button Carrier Bar Connecting Rod for 43587, obsolete.....
43587	1425	Button Carrier Bar Connecting Rod 43586 with 14026 and 43557, for 58-9 Machine, obsolete.....
43588	1436	Button Guide with 43589 and two 1053D, for 43574 and 43689.....
43589	1436	Button Guide Extension for 43588.....
43592	1435	“ Carrier for 43678, 66059, 66062 and 66106.....
43594	1435	Button Carrier Adjusting Arm with 1483D, for 66071.....
43595	1437	Button Carrier Lever for 58-11, 58-12 and 58-15 Machines.....
43596	1438	Button Carrier Lever Connection (latch end) with 43602 and 43604, for 43605, obsolete.....
43597	1438	Button Carrier Lever Connection (lever end) with 43604, for 43605 and 66070..
43598	1435	Button Carrier Lever Connection Adjust- ing Collar with 454c, for 43605 and 66070, obsolete, use 66084.....
43599	1435	Button Carrier Lever Connection Adjust- ing Collar Set Screw Lock Stud for 43605 and 66070, obsolete.....
43600	1435	Button Carrier Lever Connection Latch with 43602, for 43605, obsolete, use 66069.....
43601	1435	Button Carrier Lever Connection Latch Spring for 43605, obsolete.....
43602	1435	Button Carrier Lever Connection Latch Spring Hook for 43596 and 43600, obsolete.....

NUMERICAL LIST OF PARTS

117

NO.	PLATE	NAME
43603	1438	Button Carrier Lever Connection Spring for 43605 and 66070.....
43604	1435	Button Carrier Lever Connection Spring Stud for 43596, 43597 and 66068.....
43605	—	Button Carrier Lever Connection complete for 58-11 and 58-12 Machines, Nos. 184D, 43596 to 43601 and 43603, obsolete, use 66070.....
43607	1435	Button Carrier Plate Hinge Pin for 43678, 66059, 66062 and 66106.....
43608	1435	Button Carrier Plate Spring for 43678, 66059 and 66062.....
43609	1441	Button Carrier Rod for 66060, 66063 and 66107.....
43610	1435	Button Carrier Rod Adjusting Collar with 457c, for 58-11, 58-12 and 58-15 Machines.....
43611	1435	Button Carrier Rod Adjusting Collar Set Screw Lock Stud for 58-11, 58-12 and 58-15 Machines.....
43612	1435	Button Carrier Rod Head with 457c, for 66060, 66063 and 66107.....
43613	1435	Button Carrier Supporting Arm for 58-11 and 58-12 Machines, obsolete, use 66064.....
43614	1436	Button Carrier Supporting Arm Shaft for 66072.....
43615	1436	Button Carrier Supporting Arm Shaft Cap Screw Washer for 58-11, 58-12 and 58-15 Machines.....
43616	1435	Button Carrier Supporting Stud with 175D, for 66071.....
43617	1435	Button Carrier Supporting Stud Cap Screw Washer for 58-11, 58-12 and 58-15 Machines.....
43619	—	Chute Cover with 50079D, for 58-11 Machine, obsolete, use 43731.....
43620	1437	Chute Frame with 50079D, for 43622.....
43621	1436	“ Support Bracket for 58-11, 58-12 and 58-15 Machines.....
43622	—	Chute complete for 43689, Nos. 43620, 43731 and two each 1538D, 1711J and 43566.....
43624	1440	Hopper Brush Carrier Eccentric with two 456c, for 58-11, 58-12 and 58-15 Machines.....

NO.	PLATE	NAME
43625	1440	Hopper Brush Carrier Forked Connection with 457c, for 58-11, 58-12 and 58-15 Machines.....
43628	1440	Hopper Brush Carrier Handle for 43689
43629	1438	“ “ “ Shaft Ratchet Wheel for 66057.....
43630	1438	Hopper Brush Carrier Shaft Ratchet Wheel Brake Lever for 43765.....
43631	1440	Hopper Brush Carrier Shaft Ratchet Wheel Brake Lever Block for 43765....
Nos. 43632 to 43634 for 43689		
43632	1440	Hopper Brush Carrier Shaft Ratchet Wheel Brake Lever Block Pin.....
43633	1440	Hopper Brush Carrier Shaft Ratchet Wheel Brake Lever Block Spring.....
43634	1440	Hopper Brush Carrier Shaft Ratchet Wheel Brake Lever Spring.....
43635	1440	Hopper Brush Carrier Shaft Ratchet Wheel Brake Lever Spring Hook for 43683.....
43637	1438	Hopper Brush Carrier Shaft Ratchet Wheel Hub with two 454c, for 66057..
43638	1439	Hopper Brush Carrier Shaft Ratchet Wheel Lever for 58-11, 58-12 and 58-15 Machines.....
43639	1439	Hopper Brush Carrier Shaft Ratchet Wheel Lever Guide Bracket for 43689
43640	1439	Hopper Brush Carrier Shaft Ratchet Wheel Lever Pawl with 2273, for 58-11, 58-12 and 58-15 Machines.....
43641	1439	Hopper Brush Carrier Shaft Ratchet Wheel Lever Pawl Spring for 58-11, 58-12 and 58-15 Machines.....
43642	1438	Hopper Washer for 43689.....
43644	1443	Needle Bar Connecting Stud with 187D, for 43726.....
43645	1442	Needle Bar Frame for 58-11, 58-12 and 58-15 Machines.....
43647	1441	Presser Bar Lifting Bracket Guide Bar for 58-11, 58-12 and 58-15 Machines...
43650	1445	Pulley (tight) for 43651.....
43651	—	Pulley (tight) complete for 43652, Nos. 871E, 21615 to 21617, 21647, 21653, 43650 and two 997E.....
43652	—	Pulleys complete for 58-11, 58-12 and 58-15 Machines, Nos. 43651 and 66085.....

NO.	PLATE	NAME
43654	1446	Shuttle, $1\frac{11}{16}$ in. diam., for 58-11 and 58-12 Machines, Nos. 2996, 21562 and 43725
43658	1438	Starting Lever Extension for 43705.....
43661	1447	Thread Clamping Blade for 58-11 Machine, obsolete.....
43661	1447	Thread Clamping Blade (upper) for 58-15 Machine.....
43662	1447	Thread Cutting Blade for 58-11 Machine, obsolete.....
43662	1447	Thread Cutting Blade (upper) for 58-15 Machine.....
43663	1444	Thread Cutting Blade Cap for 43703, 43739 and 43743, obsolete.....
43665	1447	Thread Cutting Blade Holder for 58-11 Machine, obsolete.....
43669	1469	Button Carrier Bar Connecting Rod Stop with 643E, 1518E and 43670, for 58-9 Machine, obsolete.....
43670	1469	Button Carrier Bar Connecting Rod Stop Stud for 43669, obsolete.....
43671	1469	Hopper Brush Carrier Worm with 445c and 888c, for 58-9 Machine, obsolete..
43672	1469	Hopper Brush Carrier Worm Adjusting Collar with two 458c, for 58-9 Machine, obsolete.....
43673	—	Thread Take-up Lever 21579 with 76c...
*43676	—	Arm and Cylinder with 21503, for 58-11 Machine, obsolete.....
43677	1434	Arm Shaft for 58-11, 58-12 and 58-15 Machines.....
43678	—	Button Carrier 43592, with 43607, 43608 and 43679, for 58-11 and 58-12 Machines, obsolete, use 66059.....
43679	1435	Button Carrier Plate for 43678, obsolete, use 66058.....
43680	1435	Button Retaining Spring for 58-11, 58-12 and 58-15 Machines.....
43681	1436	Button Switch Plate (back) for 43683....
43682	1436	“ “ “ (front) for 43683....
43683	1434	Hopper Base with 460c, 2273, 43563, 43635, 43681, 43682, 50024E and five 1302D, for 43689.....
43684	1440	Hopper Brush Carrier Forked Connection Shaft for 58-11, 58-12 and 58-15 Machines.....

NO.	PLATE	NAME
43685	1440	Hopper Brush Carrier Forked Connection Shaft Bushing for 58-11, 58-12 and 58-15 Machines.....
Nos. 43686 to 43688 FOR 58-11 MACHINE		
43686	—	Hopper Brush Carrier Shaft Ratchet Wheel Brake Lever Cushion (rawhide) for 43689, obsolete.....
43687	—	Hopper Brush Carrier Shaft Ratchet Wheel Brake Lever Cushion (leather) for 43688, obsolete.....
43688	—	Hopper Brush Carrier Shaft Ratchet Wheel Brake Lever Stop Bracket with 43687, obsolete, use 43727.....
43689	—	Hopper complete for 58-11, 58-12 and 58-15 Machines, Nos. 436c, 715d, 946d, 1517e, 1538d, 14026, 21539, 21542, 21597, 43511, 43573, 43588, 43622, 43628, 43632 to 43634, 43639, 43642, 43683, 43727, 66057, two each 171f, 21603, four each 190d, 217j and six 21538.....
*43690	1442	Needle Bar Frame Cam with 448c, for 58-11 Machine, obsolete.....
Nos. 43691 to 43696 FOR 58-11, 58-12 AND 58-15 MACHINES		
43691	1442	Needle Bar Frame Cam Cover.....
43692	1441	“ “ “ “ Shaft.....
43693	1442	“ “ “ “ Worm with 448c and 50243c.....
43694	1442	Needle Bar Frame Cam Worm Wheel with 448c and 50243c.....
43695	1439	Needle Bar Frame Driving Arm with 200c and 51803.....
43696	1439	Needle Bar Frame Driving Arm Shaft...
*43697	1443	“ “ “ Pitman with two 44361 and four 175e, for 43763, obsolete.....
43698	1439	Needle Bar Frame Pitman Arm for 58-11, 58-12 and 58-15 Machines.....
43699	1444	Needle Plate for 58-11 Machine, obsolete
43700	1443	Presser Bar Lifting Bracket with 448c, for 58-11, 58-12 and 58-15 Machines.....
43701	—	Presser Bar Lifting Lever with 141d, 1528j, 1810, 21658 and two 2017, for 58-11 Machine, obsolete, use 43728.....

NUMERICAL LIST OF PARTS

121

NO.	PLATE	NAME
43702	1441	Presser Bar Lifting Lever (intermediate) with 1433c, 1521E, 1611E and 21724, for 58-11, 58-12 and 58-15 Machines...
43703	1444	Presser Foot with 43663 and four 1329d, for 58-11 Machine, obsolete.....
43704	1434	Starting Lever with 641c and 51804, for 43705.....
43705	—	Starting Lever complete for 58-11, 58-12 and 58-15 Machines, Nos. 159F, 717c, 913c, 1520E, 1638E, 21643, 21649, 21651, 43583, 43658, 43704, two each 158E, 640F and three 21645.....
43706	1445	Starting Lever Bell Crank with 1921, for 58-11, 58-12 and 58-15 Machines.....
43707	1445	Starting Lever Bell Crank Cam with 448c, for 58-11, 58-12 and 58-15 Machines...
43708	1443	Tension Releasing Arm for 58-11, 58-12 and 58-15 Machines.....
43709	1448	Tension Releasing Pin for 43756.....
43710	1444	Thread Cutter for 43699 and 43736.....
43711	1447	“ Cutting Blade Connection (holder end) for 43713, obsolete.....
43712	1447	Thread Cutting Blade Connection (lever end) for 43713 and 66056, obsolete.....
43713	1447	Thread Cutting Blade Connection complete, Nos. 43711, 43712 and two 207F, obsolete.....
43714	1442	Thread Cutting Blade Lever with 330d and 1906, for 58-11 and 58-15 Machines
43715	1447	Thread Cutting Blade Lever Shaft for 58-11 and 58-15 Machines.....
43716	1447	Thread Cutting Blade Lever Shaft Arm with 207F, for 58-11 and 58-15 Machines
43717	1447	Thread Cutting Blade Lever Spring for 43736 and 66088.....
43718	—	No. cancelled, order 9525.
43719	1447	Thread Eyelet (side of arm) for 58-11, 58-12 and 58-15 Machines.....
43725	1446	Shuttle Bobbin Case complete for 43654, Nos. 591F, 592E, 2523, 2975, 4820, 15141, 66105 and 224842.....
43726	—	Needle Bar Connecting Link 3045 with 43644, for 58-11, 58-12 and 58-15 Machines.....
43727	1440	Hopper Brush Carrier Shaft Ratchet Wheel Brake Lever Stop Bracket for 43689.....

NO.	PLATE	NAME
43728	1437	Presser Bar Lifting Lever with 119c, 1528j and 1810.....
43731	1437	Chute Cover with 50079d, for 43622.....
43736	1444	Needle Plate for 58-11 and 58-12 Machines
43737	—	Presser Foot Body for 43739, obsolete....
43738	1444	“ “ Extension for 43739, obsolete
43739	1444	Presser Foot complete for 58-11 Machine, Nos. 665d, 1477d, 43663, 43737, 43738, 43740 and four 1329d, obsolete, use 43743.....
43740	1444	Thread Clamping Blade Spring for 43739, 43743, 66050 and 66075.....
43740	1444	Thread Clamping Blade (upper) Spring for 66075, for 58-15 Machine.....
43471	—	Presser Foot Body for 43743, obsolete....
43742	—	“ “ Extension for 43743, obsolete
43743	—	Presser Foot complete for 58-11 Machine, Nos. 665d, 1477d, 43663, 43740 to 43742 and four 1329d, obsolete, use 66050....
43745	1448	Shuttle Driver for 58-11, 58-12 and 58-15 Machines.....
43746	—	Thread Clamping Blade for 58-11 Machine, obsolete.....
43747	—	Thread Cutting Blade for 58-11 Machine, obsolete.....
43748	—	Thread Cutting Blade Holder for 58-11 Machine, obsolete.....
*43749	—	Arm and Cylinder with 21503, for 58-12 Machine.....
*43750	—	Needle Bar Frame Cam with 448c, for 58-12 Machine.....
Nos. 43751 TO 43753 FOR 43754		
43751	—	Presser Foot Body.....
43752	1468	“ “ Button Shank Guide.....
43753	1468	“ “ Extension.....
43754	1468	Presser Foot complete for 58-12 Machine, Nos. 1477d, 43751 to 43753 and 50362d
*43755	—	Tension Screw Stud 1338c with 1560c, for 43756, obsolete, use 44141.....
43756	—	Tension complete for 58-11, 58-12 and 58-15 Machines, Nos. 2103, 7336, 8511, 32572, 43709, 44141 and two 2102.....
43763	—	Needle Bar Frame Pitman 43697 with 679c and 777c, for 58-11 and 58-12 Machines, obsolete.....
*43764	—	Thread Take-up Cam for 21578.....

NUMERICAL LIST OF PARTS

123

NO.	PLATE	NAME
*43765	—	Hopper Brush Carrier Shaft Ratchet Wheel Brake Lever 43630 with 43631, for 66057
43804	1440	Hopper Brush Carrier Forked Connection Shaft Collar with 1253c, for 58-11, 58-12 and 58-15 Machines.....
43808	1471	Bobbin Winder Tension Spring for 41636
44141	—	Tension Screw Stud 50327c with 1560c, for 43756.....
*44361	—	Needle Bar Frame Pitman Cap (back) for 43697, obsolete.....
*44361	—	Needle Bar Frame Pitman Cap (front) for 43697, obsolete.....

Nos. 46673 TO 46677 FOR 25291, OBSOLETE

46673	7241	Brace.....
46674	7241	Leg.....
46675	7241	" Brace.....
46676	7242	" " Bracket (left).....
46677	7242	" " " (right).....
46683	7241	Treadle Support for 25291, obsolete.....
46707	—	Leg Brace with wood screw 1 in. No. 16, for 25297.....
46711	—	Treadle Support for 25297.....
46712	—	" " Bolt 50297 _R with 12620 _P and 46713, for 25297.....
46713	—	Treadle Support Bolt Packing for 46712.
49174	1471	Bobbin Winder Frame Oil Packing (braided cotton) for 126004.....
50024 _E	1415	Hopper Gate Screw Stud for 43509, 43512, 43572 and 43683.....
50079 _D	1449	Chute Cover Screw Stud for 43565, 43567, 43619, 43620 and 43731.....
50174 _C	1435	Button Carrier Lever Connection Latch Trip Screw Stud for 58-11, 58-12 and 58-15 Machines.....
50243 _C	1449	Needle Bar Frame Cam Worm Position Screw for 43693.....
50243 _C	1449	Needle Bar Frame Cam Worm Wheel Position Screw for 43694.....
50297 _R	—	Treadle Support Bolt with 1522 _R , for 46712.....
50327 _C	—	Tension Screw Stud for 44141.....
50356 _D	1471	Bobbin Winder Frame Hinge Screw for 27647.....
50362 _D	1468	Presser Foot Button Shank Guide Screw for 43754.....

NO.	PLATE	NAME
50411D	1474	Thread Cutting Blade Screw for 58-11 Machine, obsolete.....
50411D	1474	Thread Cutting Blade (lower) Screw for 58-15 Machine.....
50411D	1474	Thread Cutting Blade (upper) Screw for 58-15 Machine.....
50429c	1468	Thread Retainer Set Screw for 58-1 to 58-5 and 58-9 Machines, obsolete.....
50606R	7243	Leg Brace Bracket Bolt with 1600R, for 25291, obsolete.....
50606R	7243	Treadle Support Bolt with 1600R, for 25291, obsolete.....
50618D	1475	Button Carrier Lever Connection Hinge Screw for 58-11, 58-12 and 58-15 Machines.....
50618D	1475	Button Carrier Rod Hinge Screw for 58-11, 58-12 and 58-15 Machines.....
51009R	7243	Brace Bolt with 1510R, for 25291, obsolete
51057P	—	Leg Bolt with 1522R, for 126758.....
51057P	—	“ Cross Member Bolt with 1522R, for 126758.....
51057P	—	Rail Bolt with 1522R, for 126758.....
51072R	1475	Bolt with 51581E, to secure machine to table (Accessories).....
51083R	7243	Leg Brace Bolt (upper) with 51581R, for 25291, obsolete.....
51088R	7243	Leg Brace Bolt (lower) with 51581R, for 25291, obsolete.....
51581R	1414	Bolt Nut for 51072.....
51581R	1414	Leg Brace Bolt (lower) Nut for 51088, obsolete.....
51581R	1414	Leg Brace Bolt (upper) Nut for 51083, obsolete.....
51803	1439	Needle Bar Frame Driving Arm Roller and Stud for 43695.....
51804	1451	Starting Lever Roller and Stud for 43704
52454	1468	Thread Retainer for 58-1 to 58-5 and 58-9 Machines, obsolete.....
56864	1475	Foot Lifter Chain Hook (large) for 5670, obsolete.....
56864	1475	Starting Lever Rock Shaft Chain Hook for 14224.....
56865	1475	Foot Lifter Chain Hook (small) for 5670, obsolete.....
62739	—	Shuttle Bobbin Case for 15277, obsolete..
63981	—	Starting Lever Rock Shaft complete for 25291 and 25297, Nos. 2770, 7124, 14224 and two each 16128 and 26783..

NUMERICAL LIST OF PARTS

125

NO.	PLATE	NAME
66048	—	Presser Foot Body for 66050 and 66075..
66049	1468	“ “ Extension for 66050, obsolete
66050	1468	Presser Foot complete for 58-11 Machine, Nos. 665D, 1477D, 43740, 66048, 66049, 66051 and four 1329D, obsolete.....
66051	1468	Thread Cutting Blade Cap for 66050, obsolete.....
66054	1468	Thread Cutting Blade Clamping Plate for 58-11 Machine, obsolete.....
66054	1468	Thread Cutting Blade (upper) Clamping Plate for 58-15 Machine.....
66055	1468	Thread Cutting Blade Connection and Holder for 66056, obsolete.....
66056	—	Thread Cutting Blade Connection and Holder complete for 58-11 Machine, Nos. 43712, 66055 and two 207F, obsolete
66057	—	Hopper Brush Carrier Shaft Ratchet Wheel 43629 with 2049, 43637, 43765 and two 171F, for 43689.....
66058	—	Button Carrier Plate for 66059, obsolete, use 66061.....
66059	—	Button Carrier 43592 with 43607, 43608 and 66058, for 66060, obsolete, use 66062
66060	—	Button Carrier 66059 with 2269, 43609 and 43612, for 58-11 and 58-12 Machines, obsolete, use 66063.....
66061	1468	Button Carrier Plate for 66062 and 66106
66062	—	“ “ 43592 with 43607, 43608 and 66061, for 66063.....
66063	—	Button Carrier 66062 with 2269, 43609 and 43612, for 58-12 and 58-15 Machines
66064	1469	Button Carrier Supporting Arm for 66071
66065	—	Needle Bar Frame Cam with two 448c, for 58-11 Machine, obsolete.....
66066	—	Needle Bar Frame Cam with two 448c, for 58-12 Machine.....
66068	1468	Button Carrier Lever Connection (latch end) with 43604, for 66070.....
66069	1468	Button Carrier Lever Connection Latch for 66070.....
66070	—	Button Carrier Lever Connection complete for 58-11, 58-12 and 58-15 Machines, Nos. 184D, 24872, 27795, 43597, 43603, 66068, 66069 and 66084.....
66071	—	Button Carrier Supporting Arm 66064 with 43594 and 43616, for 66072.....

NO.	PLATE	NAME
66072	—	Button Carrier Supporting Arm Shaft 43614 with 2269 and 66071, for 58-11, 58-12 and 58-15 Machines.....
66073	1474	Presser Foot Bottom Plate for 66075.....
66074	1474	“ “ Extension for 66075.....
66075	1474	Presser Foot complete for 58-11 and 58-15 Machines, Nos. 665D, 1477D, 43740, 66048, 66073, 66074, 66076 and four 1329D.....
66076	1474	Thread Cutting Blade Cap for 66075, for 58-11 Machine, obsolete.....
66076	1474	Thread Cutting Blade (upper) Cap for 66075, for 58-15 Machine.....
66077	1472	Needle Bar Frame Pitman complete for 58-11, 58-12 and 58-15 Machines, Nos. 1722E, 1723E and 66081 to 66083.....
*66078	—	Needle Bar Frame Pitman Cap for 66081 and 66082.....
*66079	—	Needle Bar Frame Pitman End Bearing (arm end) for 66081.....
*66080	—	Needle Bar Frame Pitman End Bearing (frame end) for 66082.....

Nos. 66081 to 66083 FOR 66077

66081	1472	Needle Bar Frame Pitman Head (arm end) Nos. 679C, 66078, 66079 and two 171E
66082	1472	Needle Bar Frame Pitman Head (frame end) Nos. 777C, 66078, 66080 and two 171E.....
66083	1472	Needle Bar Frame Pitman Rod.....
66084	1475	Button Carrier Lever Connection Adjust- ing Collar with 454c, for 66070.....
66085	1473	Pulley (loose) for 21641 and 43652.....
*66086	—	Arm and Cylinder with 21503, for 58-15 Machine.....
66087	1472	Needle Plate for 66088.....
66088	—	Needle Plate complete for 58-15 Machine, Nos. 66087, 66097, 66098 and four 1472F
66089	1472	Shuttle Bobbin Case Position Finger for 66090.....
66090	1472	Shuttle Bobbin Case complete for 66091, Nos. 591F, 592E, 2523, 2975, 15141, 66089, 66105 and two 224842.....
66091	1472	Shuttle, $1\frac{1}{16}$ in. diam., for 58-15 Machine, Nos. 2996, 21562 and 66090.....
66092	1474	Thread Clamping Blade (lower) for 58-15 Machine.....

NO.	PLATE	NAME
66093	1474	Thread Cutting Blade (lower) for 58-15 Machine.....
66094	1474	Thread Cutting Blade (lower) Connection and Holder for 66096.....
66095	1474	Thread Cutting Blade (lower) Connection (lever end) for 66096.....
66096	—	Thread Cutting Blade (lower) Connection and Holder complete for 58-15 Machine, Nos. 66094, 66095 and two 197F.....
66097	1474	Thread Cutting Blade (lower) Guide for 66088.....
66098	1474	Thread Cutting Blade (lower) Guide Cap for 66088.....
66099	1474	Thread Cutting Blade (upper) Connection and Holder for 66101.....
66100	1474	Thread Cutting Blade (upper) Connection (lever end) for 66101.....
66101	—	Thread Cutting Blade (upper) Connection and Holder complete for 58-15 Machine, Nos. 66099, 66100 and two 197F.....
66102	1473	Needle Bar Frame Cam with 448c, for 58-15 Machine.....
66103	—	Needle Bar Frame Cam with two 448c, for 58-15 Machine.....
66104	1475	Button Carrier Plate Spring for 66106, obsolete.....
66105	—	Shuttle Bobbin Case for 43725 and 66090
66106	—	Button Carrier 43592 with 43607, 66061 and 66104, for 66107, obsolete.....
66107	—	Button Carrier 66106 with 2269, 43609 and 43612, for 58-11 Machine, obsolete
67425	7243	Leg Brace Bolt (lower) Nut Lock Washer for 25291, obsolete.....
67425	7243	Leg Brace Bolt (upper) Nut Lock Washer for 25291, obsolete.....
120346	1452	Oiler (copper plated) with 120347 (Accessories).....
120347	1452	Oiler Spout, 9 in. long, for 120346.....
126001	1470	Bobbin Winder Base with 1313E and 126003, for 126010.....
126002	1470	Bobbin Winder Bracket with 458c, for 126011.....
126003	1471	Bobbin Winder Brake (leather) for 126001
Nos. 126004 to 126008 for 126010		
126004	1470	Bobbin Winder Frame with 49174 and 225438.....

NO.	PLATE	NAME
126005	1470	Bobbin Winder Pulley with 155c.....
126006	1471	“ “ Stop Latch.....
126007	1471	“ “ “ “ Thumb Lever.....
126008	1471	“ “ “ “ Trip Lever...
126009	1470	“ “ Tension Bracket Rod for 126001.....
126010	—	Bobbin Winder for 126011, Nos. 152E, 27260, 126001, 126004 to 126008, 225381, 225455, 225456, 225460 and two 1430D
126011	—	Bobbin Winder (swinging automatic, left hand) complete, Nos. 41636, 126002, 126009, 126010 and two each 162E and wood screws 1 in. No. 10 R. H. B.....
126508	—	Leg for 126758.....
126509	—	“ Bolt Nut Socket Washer for 126758
126509	—	“ Cross Member Bolt Nut Socket Washer for 126758.....
126509	—	Rail Bolt Nut Socket Washer for 126758
126530	—	Leg Cross Member, 15½ in. long, for 126758.....
126532	—	Rail, 16 in. long, for 126758.....
126758	—	Leg with Rail complete for 25297, Nos. 126530, 126532, two 126508, three 12620P and four each 51057P and 126509
200383c	1471	Thread Unwinder Spool Rest Rod Set Screw for 202490.....
201018c	1471	Thread Unwinder Spool Rest Set Screw for 225395.....
201696j	1471	Thread Unwinder Thread Guide Lock Nut for 225396.....
202490	7233	Thread Unwinder Spool Stand with 200383c, for 225396.....
224842	1446	Shuttle Tension Spring for 43725 and 66090.....
225381	—	Bobbin Winder Spindle for 126010.....
225388	7233	Thread Unwinder Spool Rest Rod for 225396.....

Nos. 225390 TO 225392 FOR 225396

225390	7234	Thread Unwinder Thread Cone Holder, for inverted cones.....
225391	7233	Thread Unwinder Thread Guide.....
225392	7233	“ “ “ “ Rod with 208E and 225393.....
225393	1471	Thread Unwinder Thread Guide Rod Washer for 225392.....

NUMERICAL LIST OF PARTS

129

NO.	PLATE	NAME
225395	7233	Thread Unwinder Spool Rest with 201018c, for 225396
225396	7233	Thread Unwinder complete, for two spools, Nos. 201696J, 202490, 225388, 225392, 225395, two 225391 and three wood screws $\frac{1}{8}$ in. No. 12.....
225438	—	Bobbin Winder Frame Oil Well Cap for 126004.....
225455	1471	Bobbin Winder Frame Spring for 126010
225456	1471	“ “ “ “ Plunger for 126010.....
225460	—	Bobbin Winder Stop Latch Thumb Lever Joint Stud for 126010.....

**ILLUSTRATIONS OF PARTS
FOR
MACHINES**

**Nos. 58-1 to 58-5, 58-9,
58-11, 58-12 and 58-15**

PLATE 1400—ONE-HALF SIZE

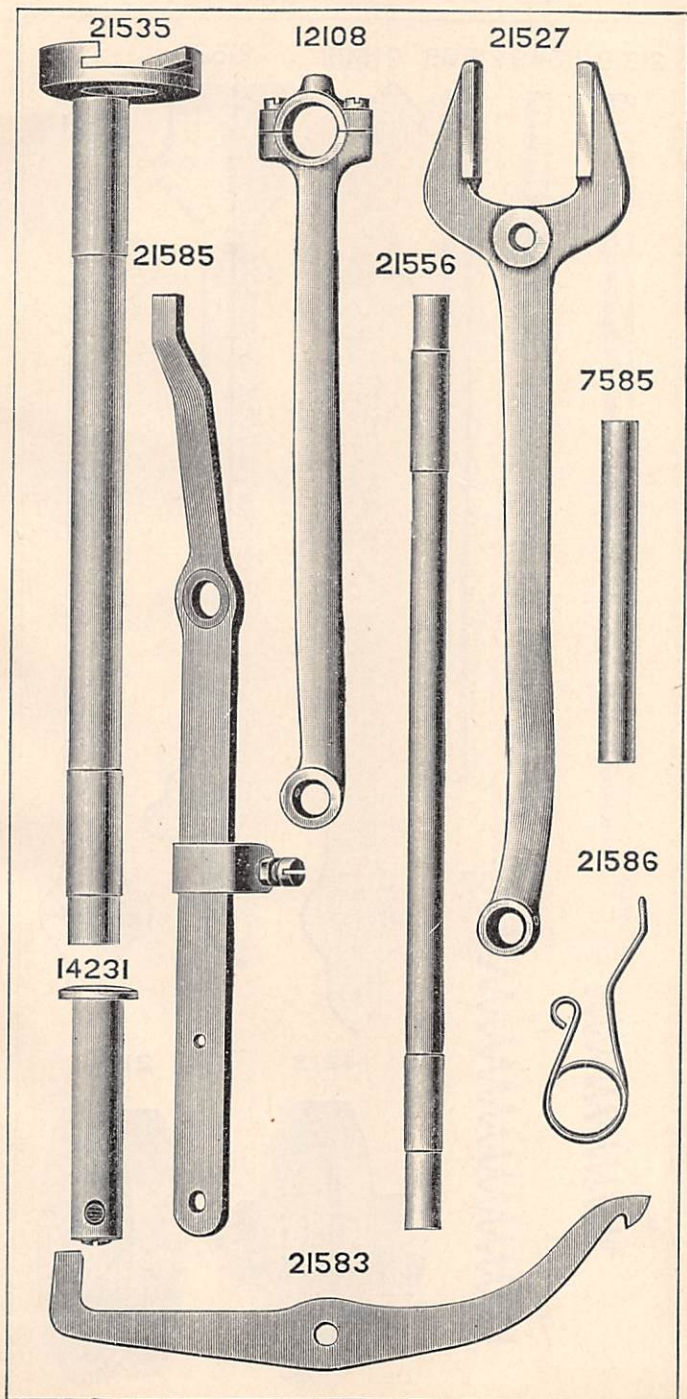


PLATE 1401—ONE-HALF SIZE

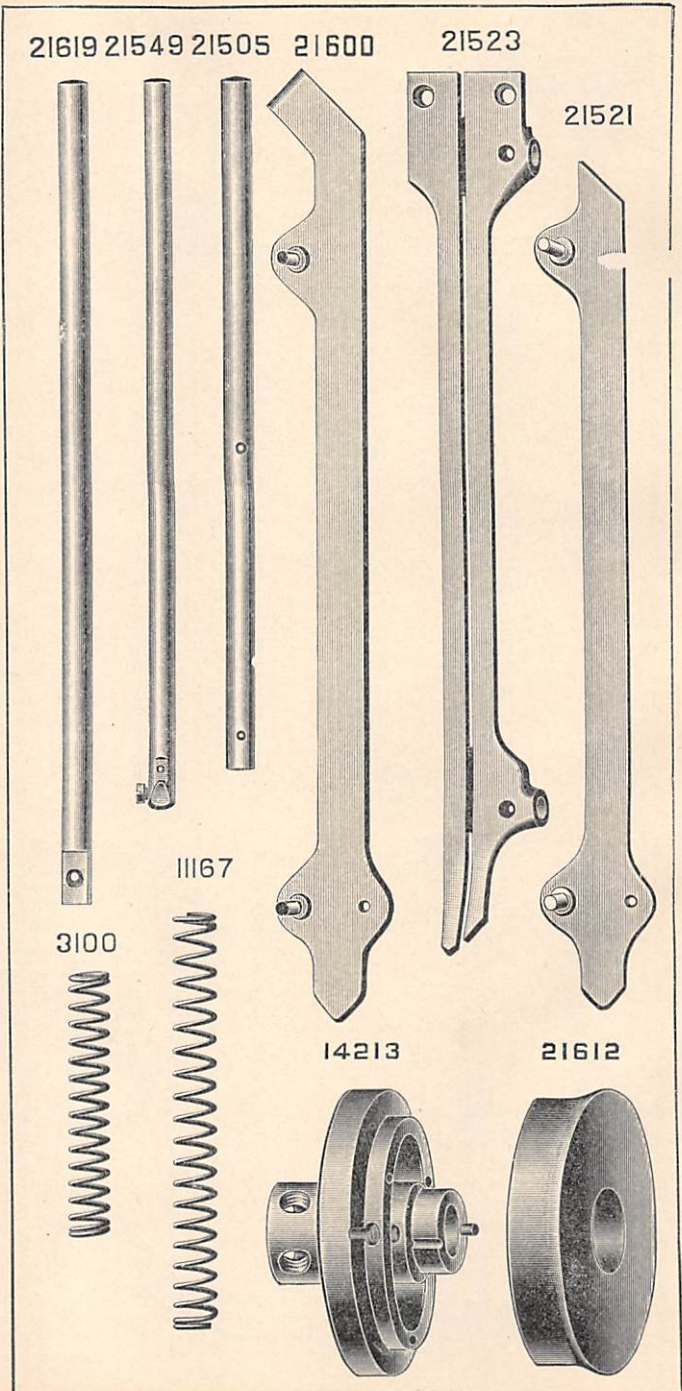




PLATE 1402—ONE-HALF SIZE


21539




21542



21550




21544




21552



21545



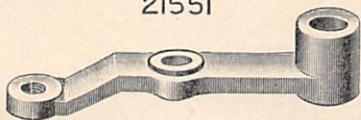
14003



21513



21551




21507

12388



3032



21555



21546



21578





PLATE 1403—ONE-HALF SIZE


21573




21574



21575



21588




21589



14089




21610



14068



14069



21620




PLATE 1404—ONE-HALF SIZE

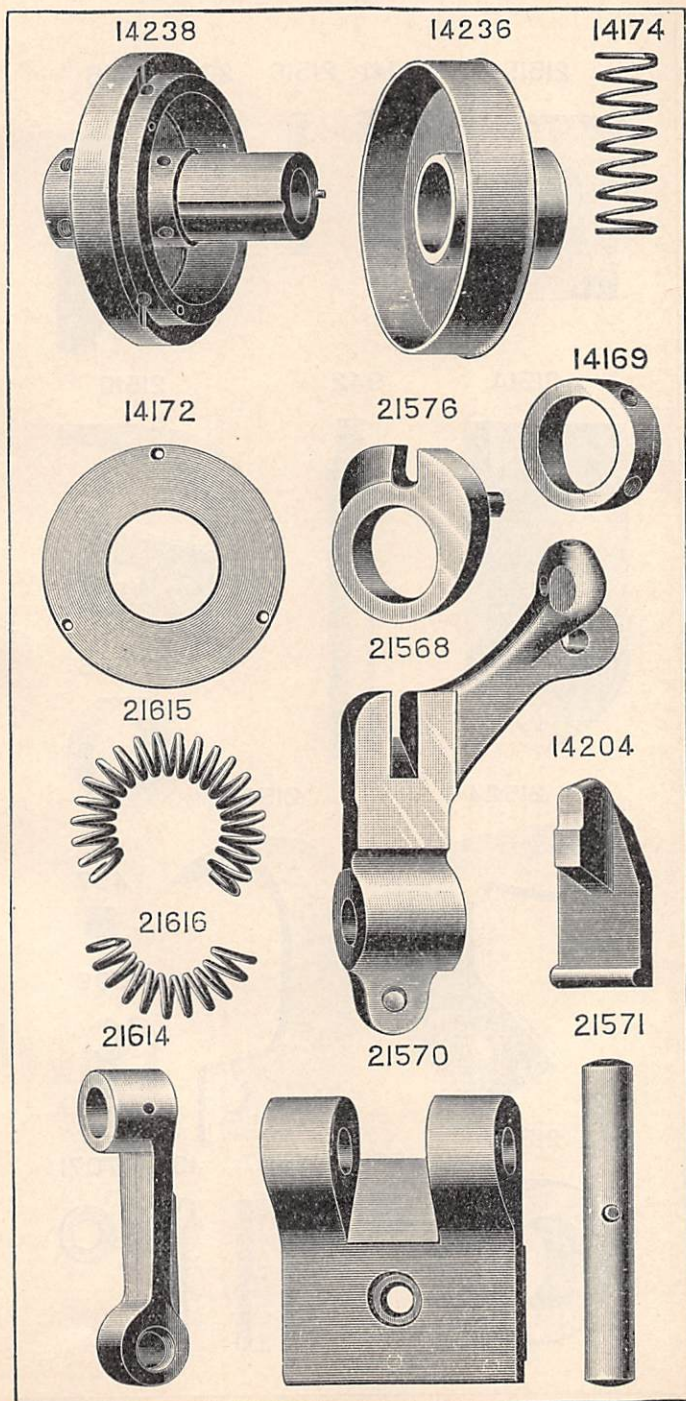



PLATE 1405—FULL SIZE

21515



141



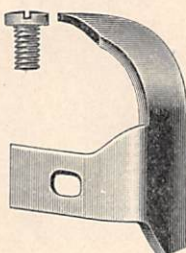
21516




207



21518




21514




942




21519




21506



21524



21596




457



21599



21543



450



21597



133



7071



PLATE 1406—FULL SIZE

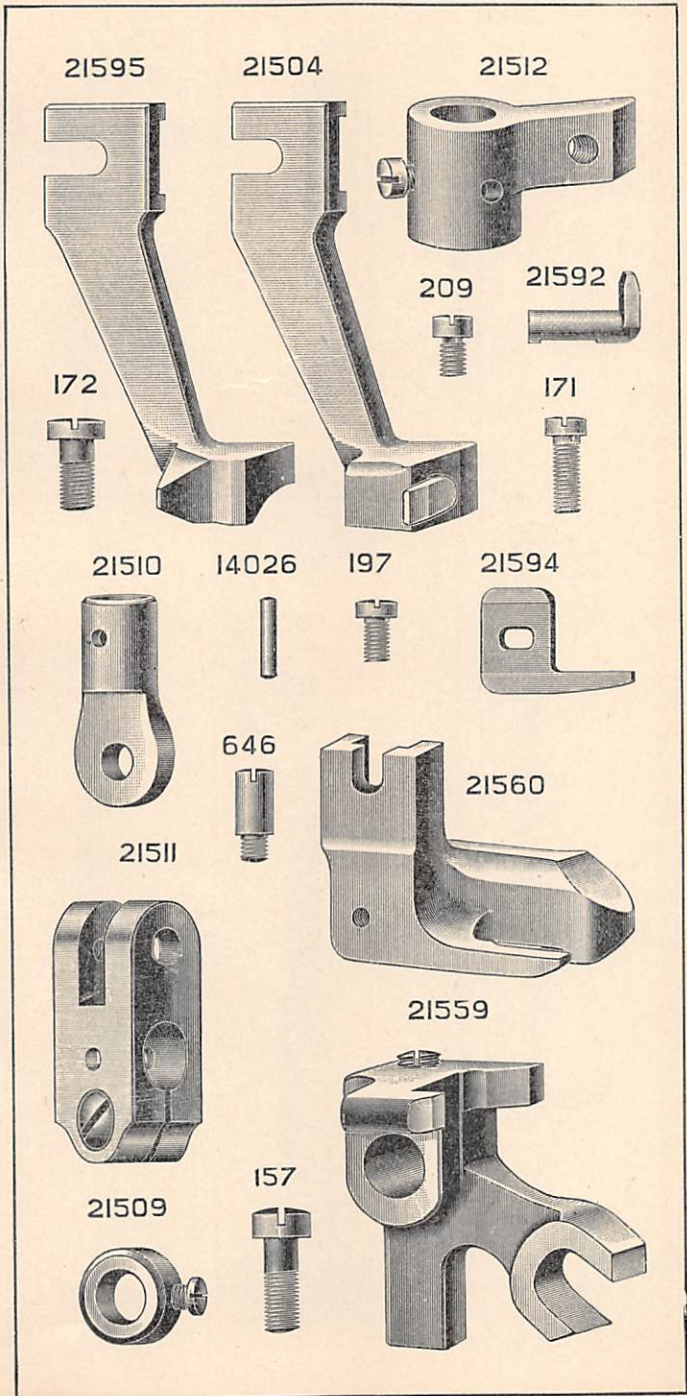



PLATE 1407—FULL SIZE

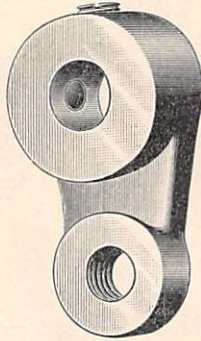
21528




21531



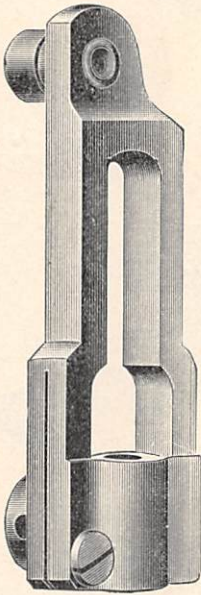
5544



21533



21530



448



21529



21532



943



460




6533



2049



190



1920



PLATE 1408—FULL SIZE

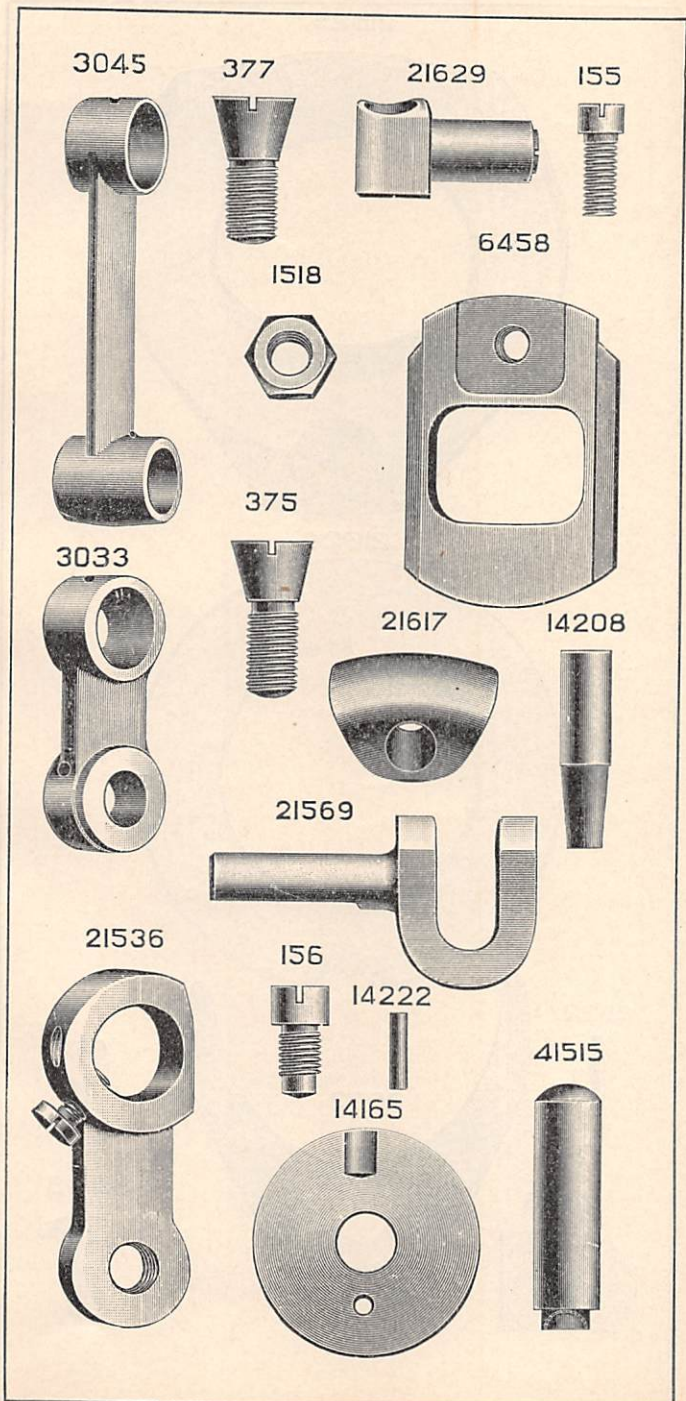
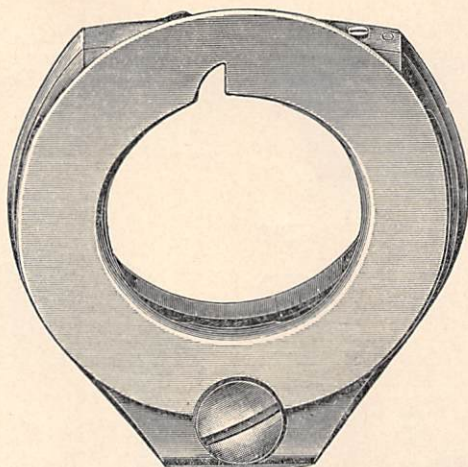
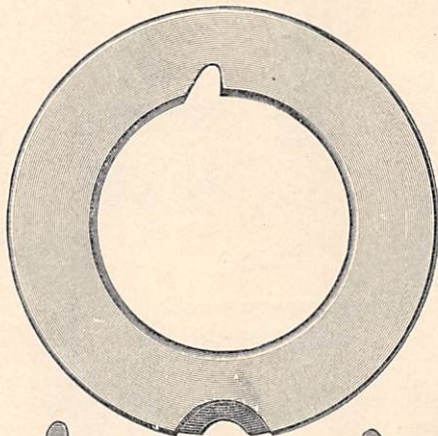


PLATE 1409—FULL SIZE

21625




21624



2532




2533



662



21623




648




PLATE 1410—FULL SIZE

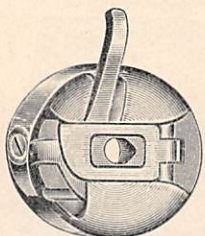
21561




21562



15277



2996



15141



15140



2973



2974



592



2975



15027



2523




15278



591



21563



21557


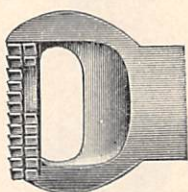


PLATE 1411—FULL SIZE

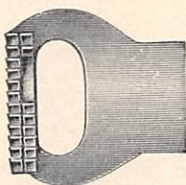
21526



225



21621



691



21611




21608




240



21618



21580



21609




PLATE 1412—FULL SIZE

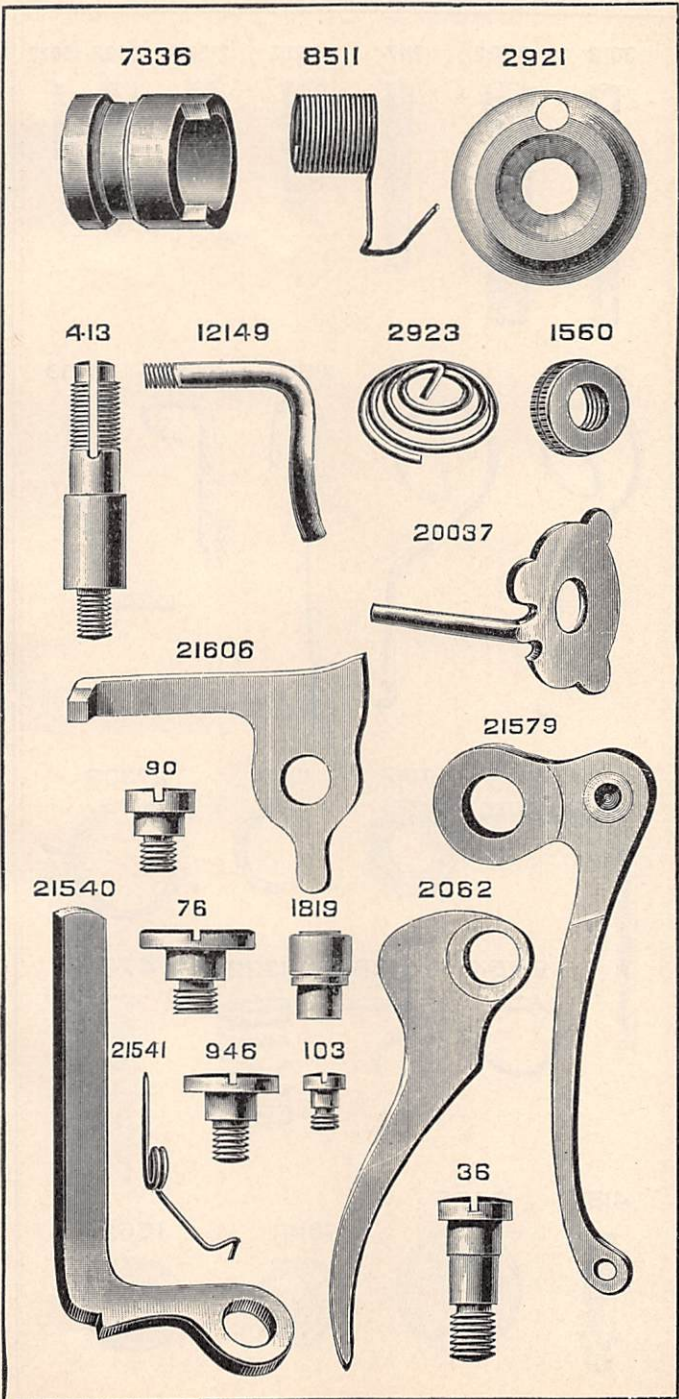


PLATE 1413—FULL SIZE

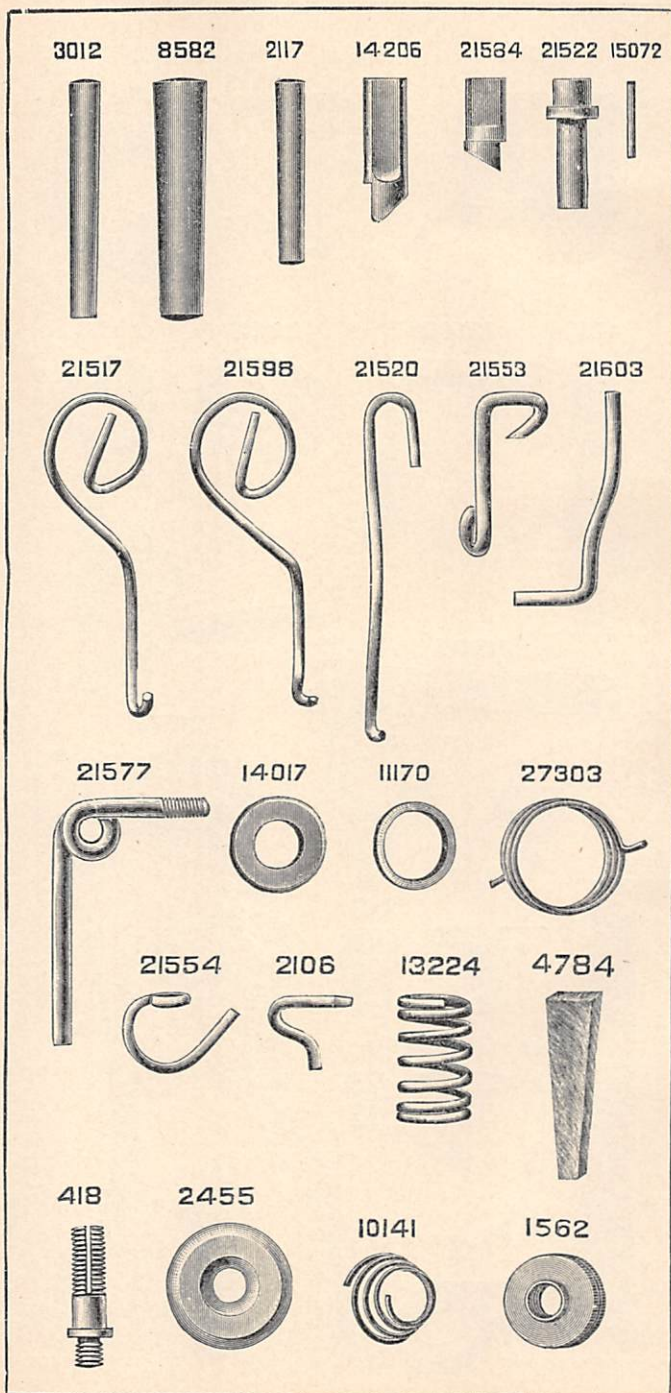


PLATE 1414—FULL SIZE




PLATE 1415—FULL SIZE


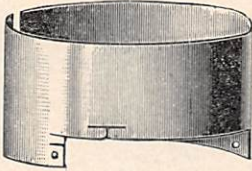



PLATE 1416—ONE-FOURTH SIZE


21547




21604



21537



21602



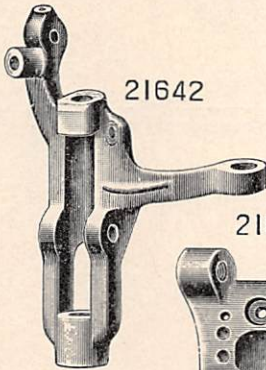
21626




21633



21642



21644



43509




PLATE 1417—ONE-HALF SIZE

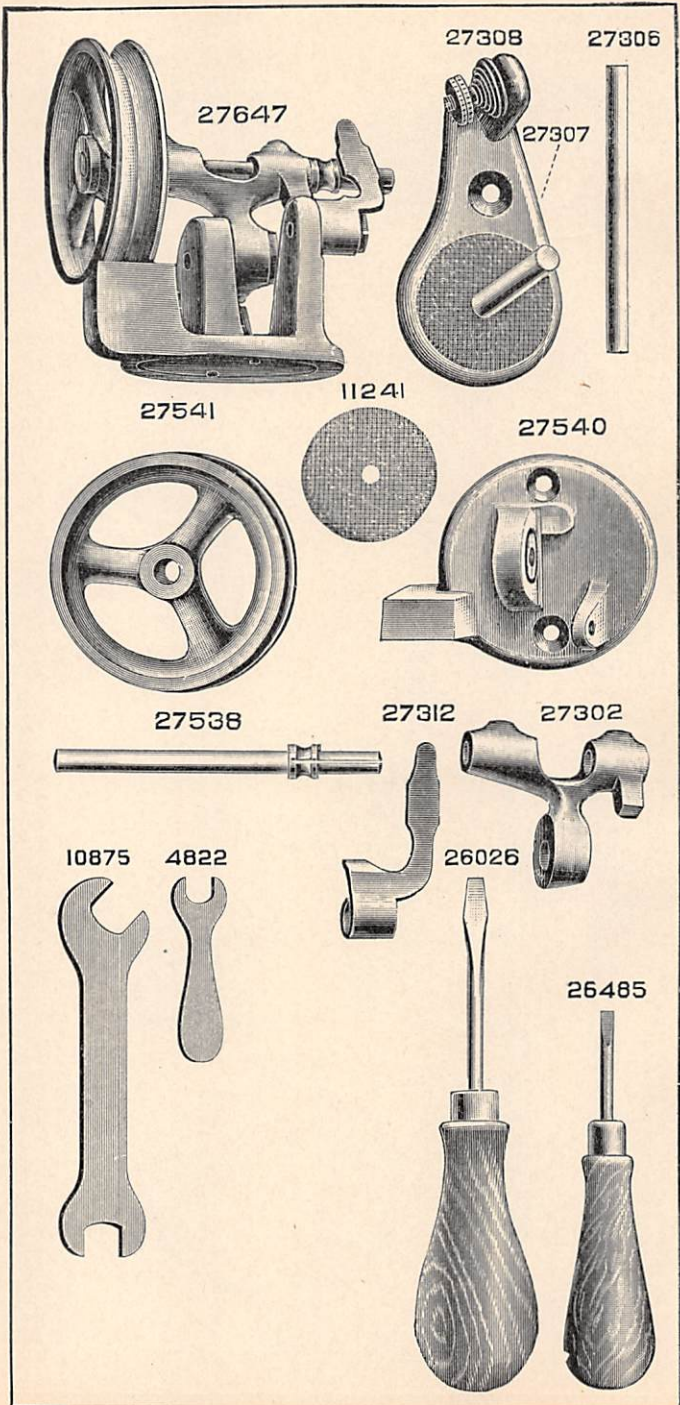
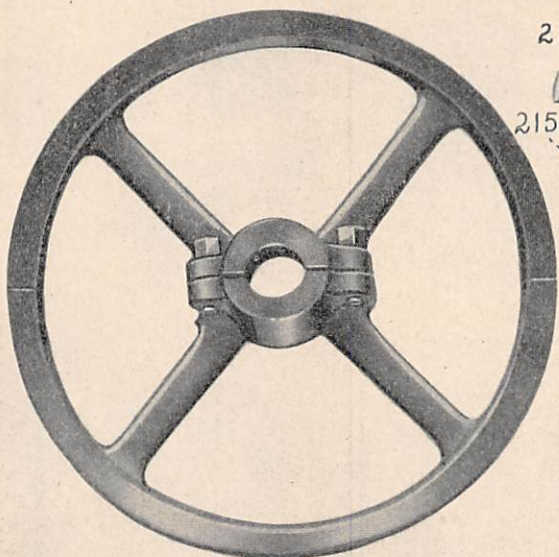


PLATE 1418—ONE-FOURTH SIZE

27070




21582

21581

9079

14232




14229

14230


14358

14211



14209

14357



14081

14210



PLATE 1419—ONE-HALF SIZE

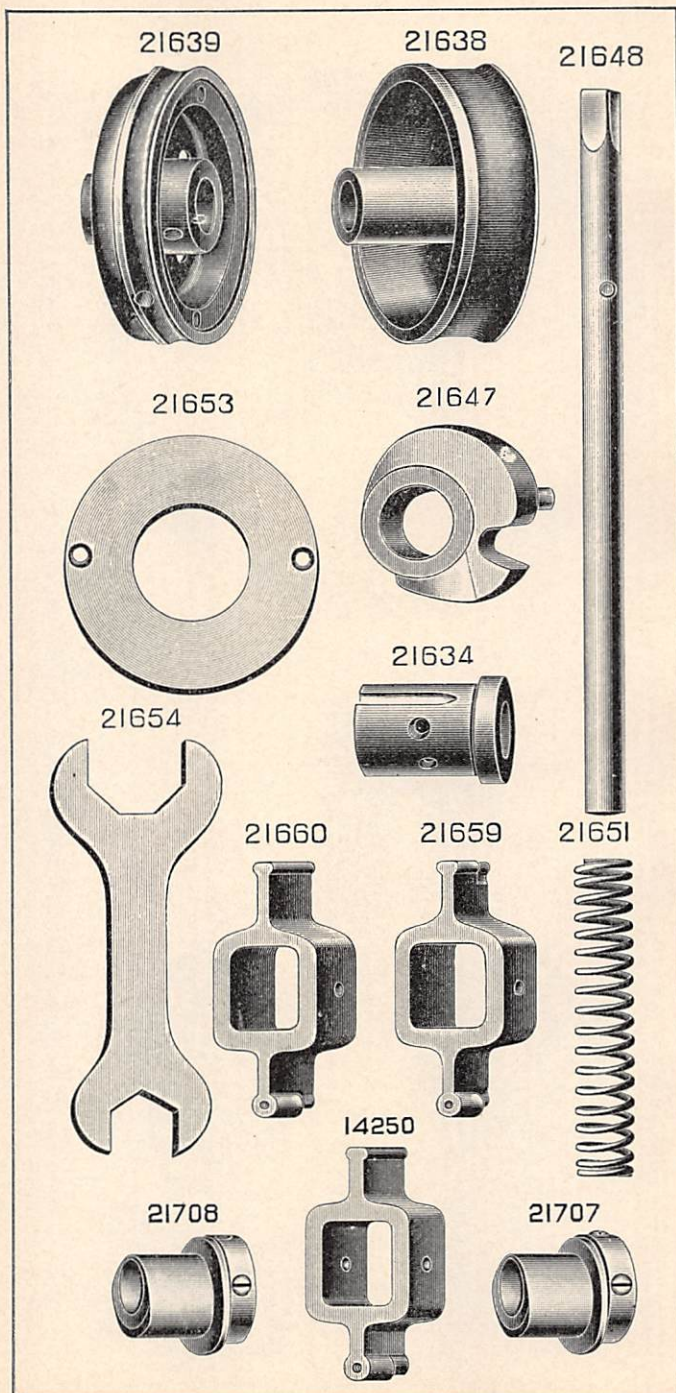


PLATE 1420—ONE-HALF SIZE

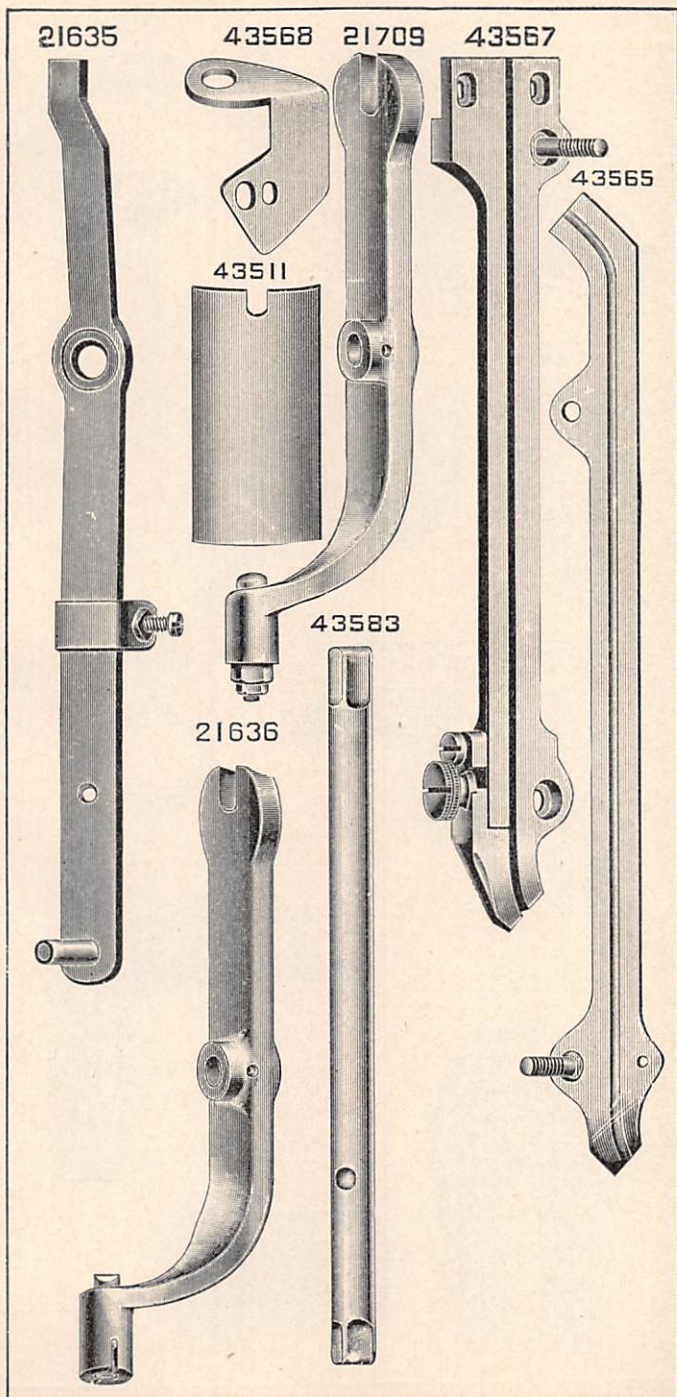


PLATE 1421—FULL SIZE






PLATE 1424—ONE-FOURTH SIZE


43512




43572



43573




23373



21502



21587



43584



PLATE 1425—FULL SIZE

43587




1721


43557



43558




43520



1253



43521



43560



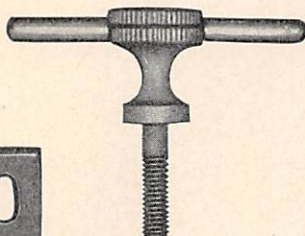
43556




43562



715



43588



43589



1053



PLATE 1426—FULL SIZE




PLATE 1427-FULL SIZE

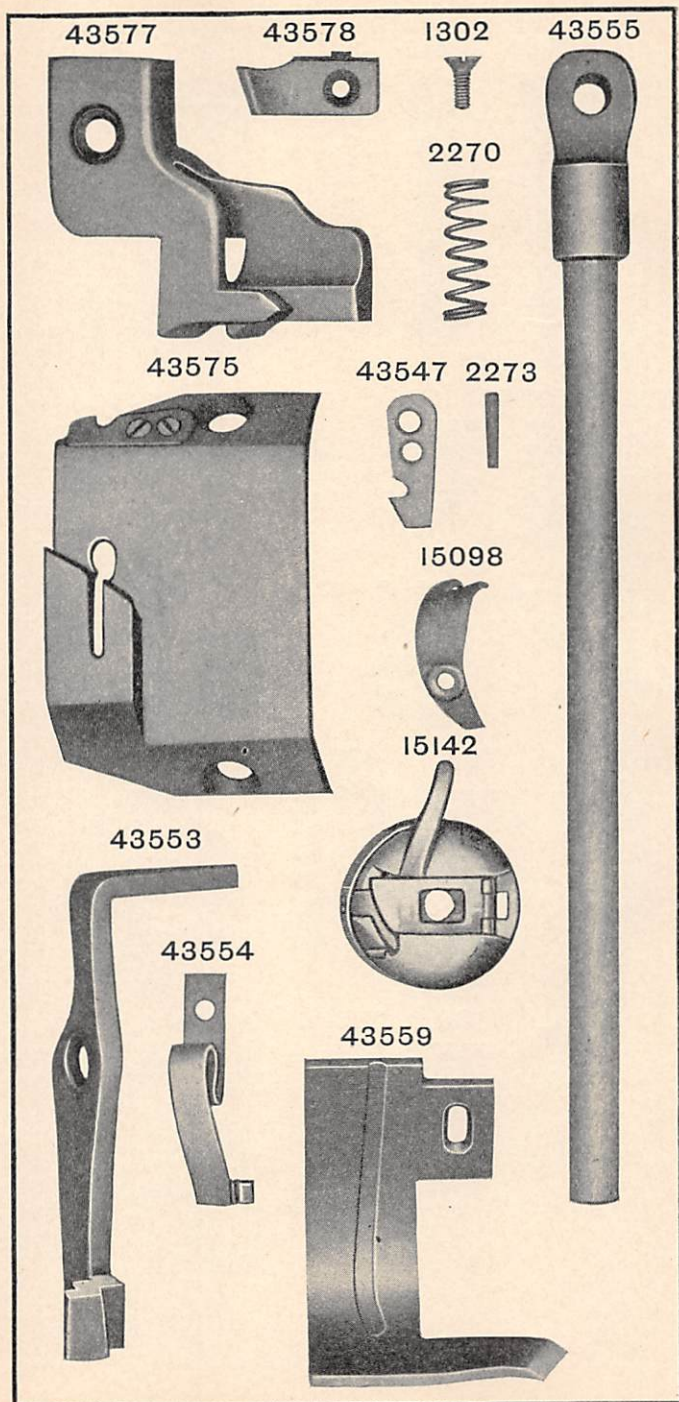



PLATE 1428—FULL SIZE

43516




43515



233



21702



21706



1053



1961



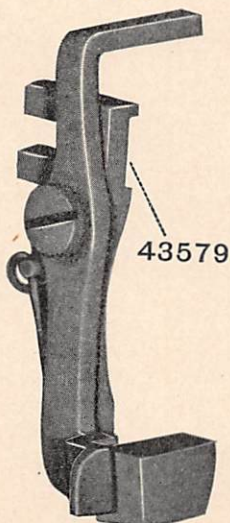
9525



1521



43580



43581



90



228



43582



11193



PLATE 1429—ONE-HALF SIZE

43576

43536

43546



43534



43535


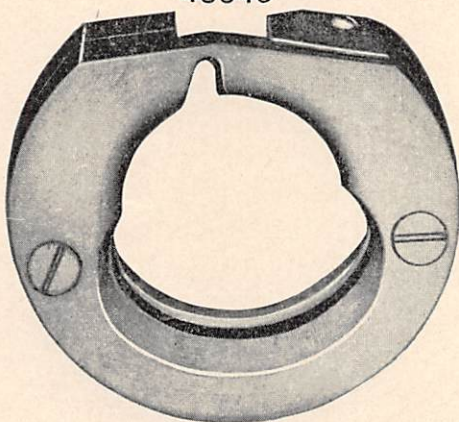



PLATE 1430—FULL SIZE

43545



43544



1289



18413



43543

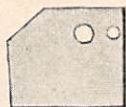

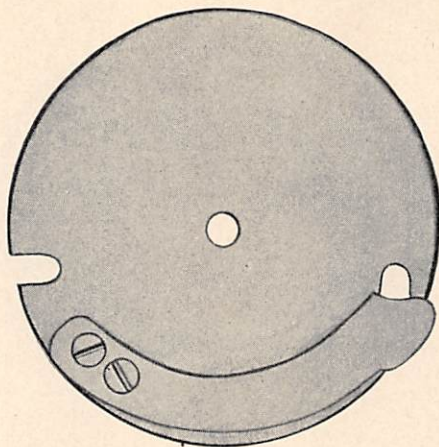


PLATE 1431—FULL SIZE

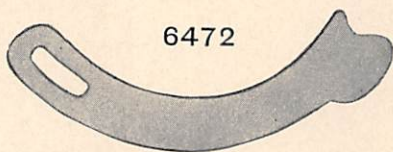
21564



21566



6472




102



PLATE 1432—FULL SIZE

913



939



1149



453



456



208



217



465



1638



PLATE 1433—ONE-HALF SIZE

36472

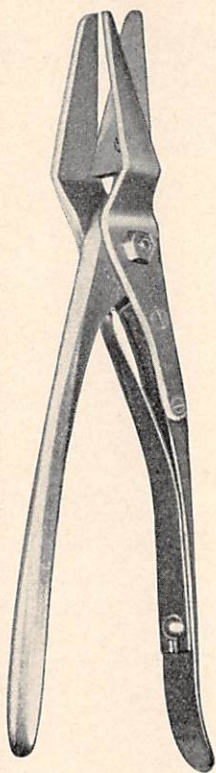




PLATE 1434—ONE-FOURTH SIZE

43683




23373



43584




43573



43677



43704



21730




PLATE 1435—FULL SIZE




PLATE 1436—FULL SIZE

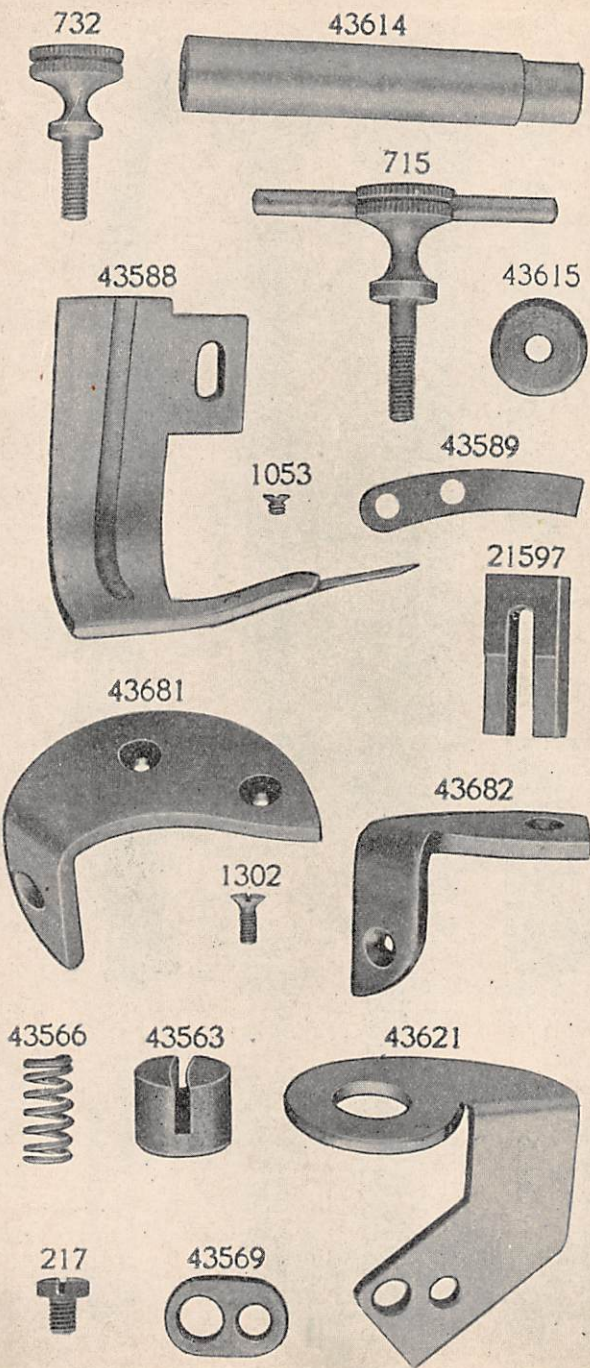




PLATE 1437—ONE-HALF SIZE

43731




43520



12108



43728



43595



7585



14231



PLATE 1438—ONE-HALF SIZE


21539




43642



43629



43630



43658



21542




43511




43637



21634



43596



43597



43603



PLATE 1439—FULL SIZE


184



43640



43638




229



43641



43639




43696



43698



43695



51803



11170



PLATE 1440—FULL SIZE


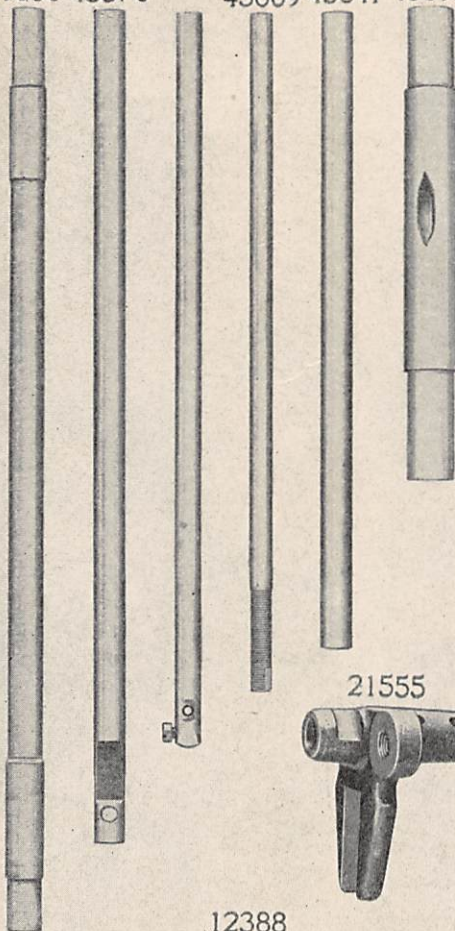



PLATE 1441—ONE-HALF SIZE

21556 43576 21549 43609 43647 43692 11167



43702

21555



12388



21578




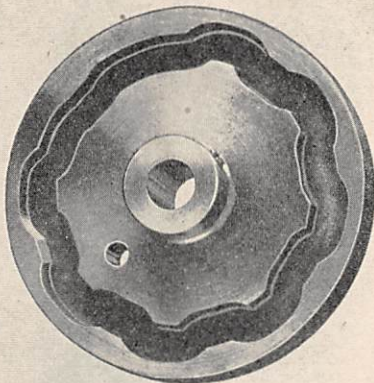


PLATE 1442—ONE-HALF SIZE


43645




43690




43714



43694



43693



43691




PLATE 1443—FULL SIZE

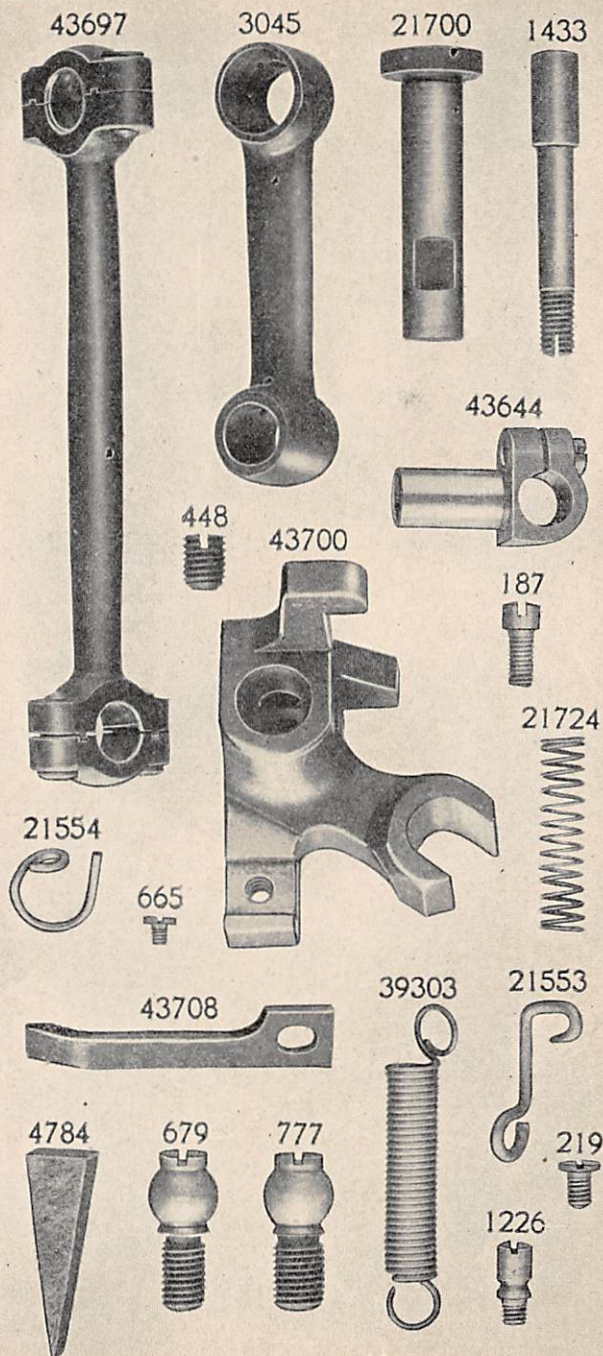




PLATE 1444—FULL SIZE

43736



43739



43710



337



1477




43738



691




43663



1329




43740



172



43699



43703






PLATE 1445—ONE-HALF SIZE

43650




21638



43583



21653




21615



21616



43706




21651



14174



43707




21647




PLATE 1446—FULL SIZE


43654




21562



43725



2996



15141



15140



2973




2974



592



2975



4820



2523



224842



591



PLATE 1447—FULL SIZE




PLATE 1448—FULL SIZE


1338




43709



2102




32572



2103




7336



1560



8511



21649




21645



21617



12149



2049



1070



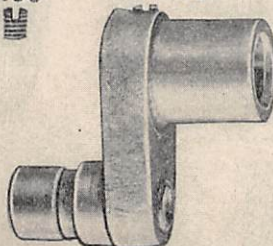
640



460



21557



43745




PLATE 1449—FULL SIZE




PLATE 1450—FULL SIZE


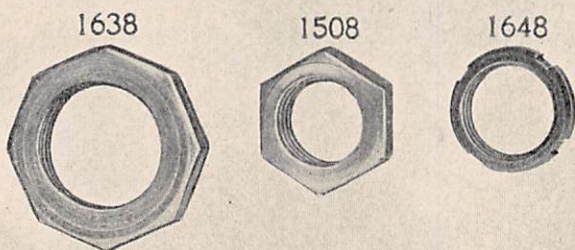





PLATE 1451—FULL SIZE

41515



43585



8582



21652



3012



23668



2269



14026




2273



14017



6055



41569



1921



1906



51804



15072



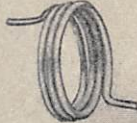
1810



2106



27303



418



2455



10141




1562




PLATE 1452—ONE-HALF SIZE


11831



21654



120346



120347

PLATE 1468—FULL SIZE

66068



24872



200



66055




66069



66061



52454



66054



50429




50362




66049




66051



66050



43754



43753




43752




PLATE 1469—FULL SIZE


43671



43672



43669



43670

458



643



2022



66064





PLATE 1470—ONE-HALF SIZE

126009




126005


225452




126002



126004



126001



120117



PLATE 1471—FULL SIZE

126003



152



126006




1313



126007



126008



27260



225455



49174



225456



162



1430




43808



60914




41636



175



50356



1620



225393



20108



200383



201696



PLATE 1472—FULL SIZE





PLATE 1473—ONE-HALF SIZE

66085



66102

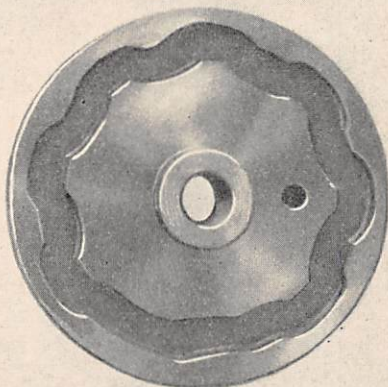


PLATE 1474—FULL SIZE

66099



66094



66092




66093




66076



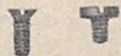
66097



66098



1472 50411



66074




66100



66095



66075



66073



PLATE 1475—FULL SIZE

27538



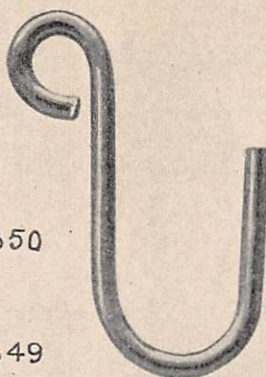
27850

27849

41828



56864



66104




436



56865



66084



9281


50618



1483



27795



51072



1600



PLATE 7233—ONE-SIXTH SIZE

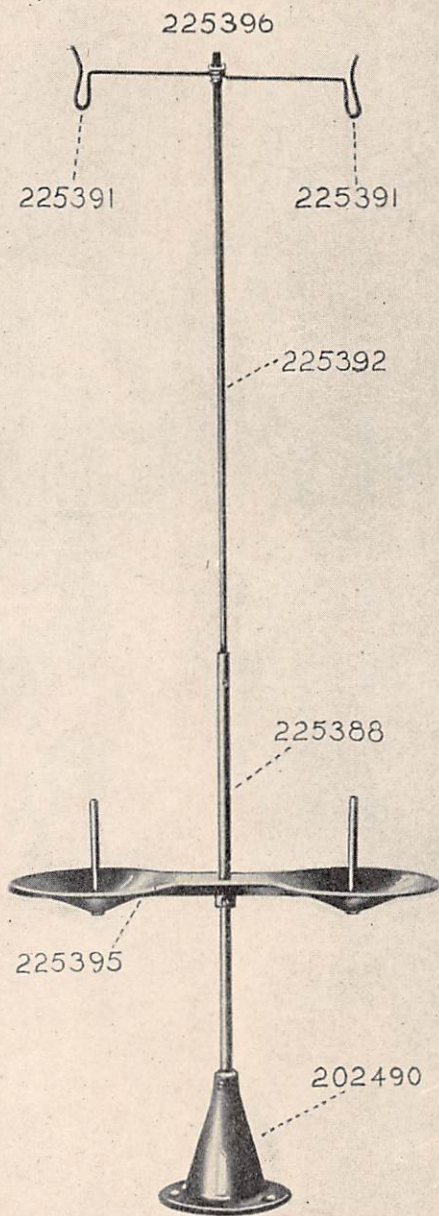
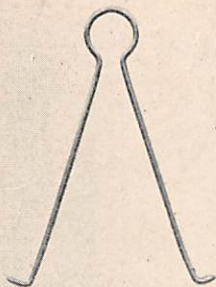


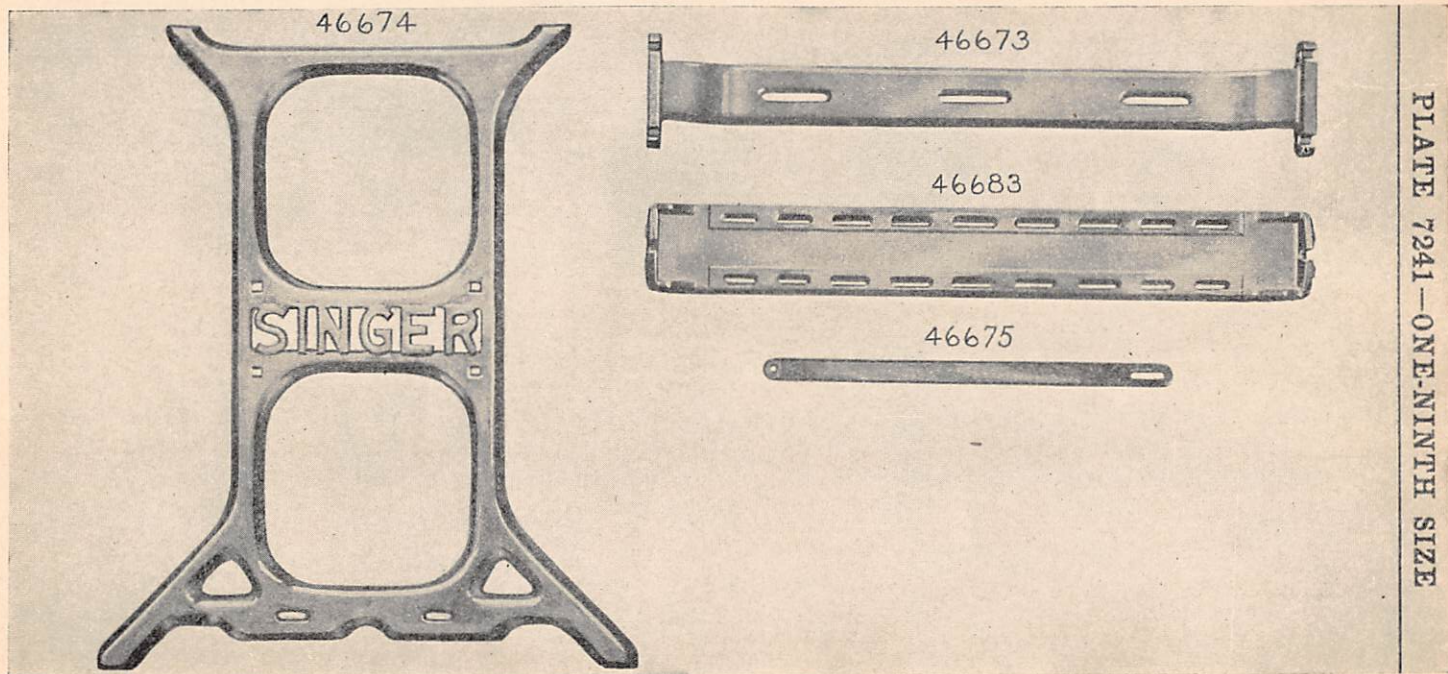
PLATE 7234—ONE-HALF SIZE

27739



225390





From the library of: Superior Sewing Machine & Supply LLC

PLATE 7242—ONE-HALF SIZE

7124



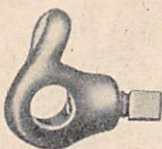
27683




46676



2770



46677



16128

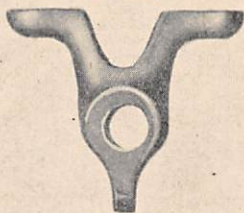


PLATE 7243—FULL SIZE

51009



50606



51083



51088



1510



9842



356



2018



67425





